



# Board Meeting

July 29, 2009

**Massachusetts School Building Authority**

# FY 2009 Finance Update

---

- New grant program firmly established with over 100 projects in Capital Pipeline
  - Over \$50M in grants paid out to new program projects in FY '09
- \$375M in grants paid out through Prior Grants program in FY '09
- \$290M in grants paid out to expedited Waiting List projects in FY '09
- SMART Fund sales tax revenue collections are estimated to be as much as \$120M below the \$702M statutory floor for FY '09
- Authority's administrative budget remains disciplined
  - 10% favorable variance to FY '09 Board Approved Budget

# Waiting List Liability Update

Original Estimated Liability	\$4.1B
Adjustment to Liability	\$1.4B
Total Waiting List Liability	<u>\$5.5B</u>
Audit Savings to Date	\$300M
Payments to Date	\$4.2B
Remaining Liability	<u>\$1B</u>
Estimated Annual Payments	\$300
Remaining Progress Payments	\$695M

# Prior Grant Commitments

Original Estimated Prior Grant Commitment	\$5.1B
Audit Savings to Date	\$251M
Payments to Date	<u>\$2.0B</u>
Remaining Commitment	<u>\$2.8B</u>

# FY 2010 MSBA Operations and Grant Program Budget Recommendation

## Board Approved FY 2009 vs. FY 2010 Proposed Budget Recommendations

Expense Category	FY 2009				FY 2010		
	FY2009 Board Approved	Est. Actual FY 2009	Variance	% Change	FY 2010	Variance	% Change
<b>Administrative Expense Budget</b>							
Salaries & Benefits	\$ 4,064,114	\$ 3,458,341	\$ (605,773)	-14.9%	\$ 4,064,114	\$ -	0.0%
General & Administrative Office Expenses	\$ 197,362	\$ 159,375	\$ (37,986)	-19.2%	\$ 197,362	\$ -	0.0%
Occupancy & Utilities	\$ 907,054	\$ 915,359	\$ 8,305	0.9%	\$ 907,054	\$ -	0.0%
Consulting & Professional Support Services	\$ 199,411	\$ 290,968	\$ 91,557	45.9%	\$ 199,411	\$ -	0.0%
Information Technology	\$ 324,204	\$ 302,519	\$ (21,686)	-6.7%	\$ 324,204	\$ -	0.0%
<b>Total Administrative Expense Budget</b>	<b>\$ 5,692,145</b>	<b>\$ 5,126,562</b>	<b>\$ (565,583)</b>	<b>-9.9%</b>	<b>\$ 5,692,145</b>	<b>\$ -</b>	<b>0.0%</b>
<b>Capital Program Professional Support Services</b>							
Project Related Legal, Audit & Professional Support Services	\$ 8,725,000	\$ 1,651,073	\$ (7,073,927)	-81.1%	\$ 8,725,000	\$ -	0.0%
Cost of Issuance	\$ 250,000	\$ 0	\$ (250,000)	-100.0%	\$ 250,000	\$ -	0.0%
<b>Total Capital Program Professional Support Services</b>	<b>\$ 8,975,000</b>	<b>\$ 1,651,073</b>	<b>\$ (7,323,927)</b>	<b>-81.6%</b>	<b>\$ 8,975,000</b>	<b>\$ -</b>	<b>0.0%</b>
<b>Grant Program</b>							
Prior Grants <sup>[1]</sup>	\$ 379,168,930	\$ 374,574,836	\$ (4,594,094)	-1.2%	\$ 326,908,227	\$ (52,260,703)	-13.8%
Waiting List Annual Payments <sup>[2]</sup>	\$ 28,516,085	\$ 28,516,085	\$ -	0.0%	\$ 28,516,085	\$ -	0.0%
Waiting List	\$ 977,000,000	\$ 261,763,126	\$ (715,236,874)	-73.2%	\$ 694,499,159	\$ (282,500,841)	-28.9%
New Program Grants	\$ 500,000,000	\$ 52,393,326	\$ (447,606,674)	-89.5%	\$ 500,000,000	\$ -	0.0%
<b>Total Grant Program</b>	<b>\$ 1,884,685,015</b>	<b>\$ 717,247,373</b>	<b>\$ (1,167,437,642)</b>	<b>-61.9%</b>	<b>\$ 1,549,923,471</b>	<b>\$ (334,761,544)</b>	<b>-17.8%</b>
<b>Grand Total - Operating Budget</b>	<b>\$ 1,899,352,161</b>	<b>\$ 724,025,008</b>	<b>\$ (1,175,327,153)</b>	<b>-61.9%</b>	<b>\$ 1,564,590,617</b>	<b>\$ (334,761,544)</b>	<b>-17.6%</b>

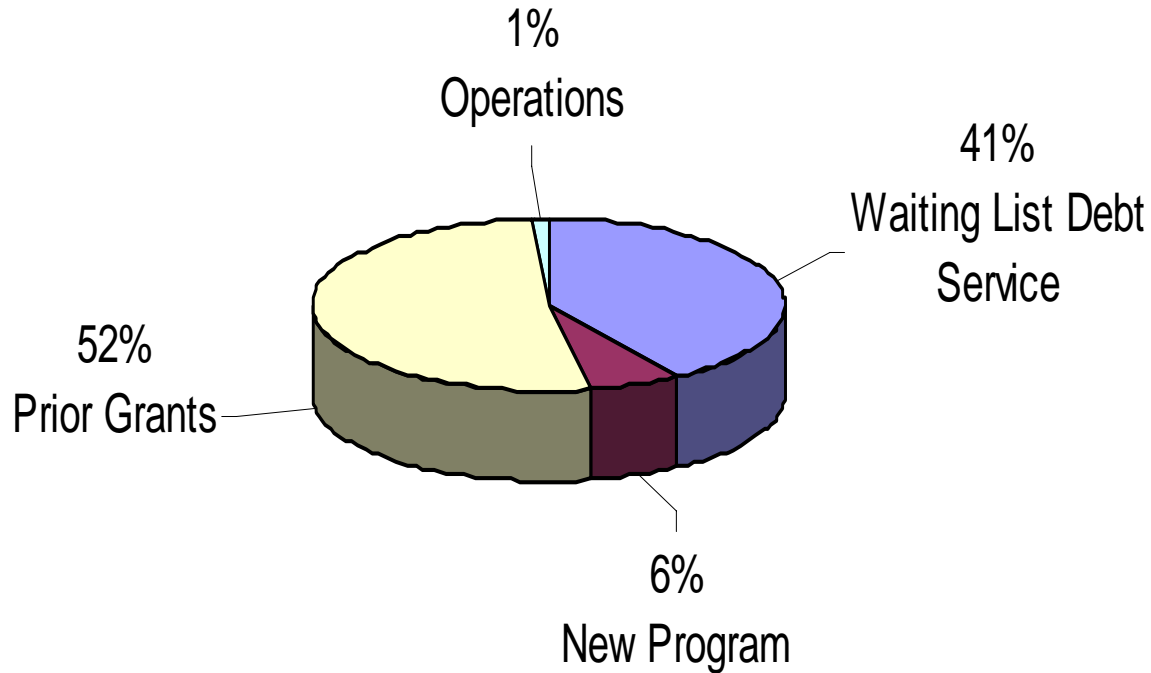
[1] Estimated annual amount pursuant to the Prior Grant payment schedule. Total outstanding liability for FY11-FY23 is approximately \$2.5B.

[2] Estimated annual amount pursuant to the Waitlist Annual payment schedule. Total outstanding liability for FY11-FY24 is approximately \$300M.

# Capital Program Professional Support Services Summary

	<b>FY2009 Est. Actual</b>	<b>FY2010 Budget</b>
Architectural Services	754,031	1,750,000
Legal	19,774	75,000
Audit	296,432	500,000
Project Related IT Development	438,261	500,000
Cost of Issuance	-	250,000
Other	142,584	175,000
	<b><u>1,651,082</u></b>	<b><u>3,250,000</u></b>
Commissioning Agents		2,500,000
Cost Estimating Services		1,000,000
OPM Services		2,000,000
Green School Advisor		225,000
		<b><u>5,725,000</u></b>
<b>Project Related Legal, Audit &amp; Professional Support Services</b>		<b>8,975,000</b>

## FY2010 Projected Expenditures



■ Waiting List Debt Service ■ New Program Debt Service ■ Prior Grants ■ Operations

# FY 2009 Spending Update - Significant Variances

---

- Total Administrative Expense Budget 10% below Board Approved authorization
  - \$606K less in Board Approved Salaries & Benefits due to deceleration of anticipated hires
  - Slight increase in FY2009 (\$91K) in one-time Consulting & Professional Support Services driven by:
    - Other Post Employment Benefits (OPEB) Actuarial Study
    - Construction Induced Enrollment Study one-time cost
  - The MSBA did not have need to expend the Cost of Issuance item in FY2009 because no debt was issued, but issuance will be necessary in FY2010.
  - Capital Program Professional Support Services (e.g. cost estimating, outside audit firms, architectural services) was accessed less than anticipated
    - With exception of outside audit firms, these services will become more necessary as projects continue to progress into and through the MSBA Capital Pipeline
    - Outside audit firm utilization will continue to decrease as Waiting List and Prior Grant projects receive final audits
    - Slower staff hiring decelerated the ability to retain and manage outside vendors in FY2009. Additional assistance from outside vendors will be necessary in FY2010



# FY 2010 – Upcoming Issues

---

- Commonwealth's FY 2010 Budget requires MSBA to transfer \$150M to Commonwealth
- Commercial Paper Renewal Decision
- RFQ for Investment Banking Services
- Long-Term Debt Issuance
  - Qualified School Construction Bonds
  - Qualified School Construction Bonds – Charter Schools Allocation

# MA Annual Operating Budget – MSBA Impact

---

- \$150M transfer from MSBA to Commonwealth
- Commonwealth designates MSBA as entity with authorization to issue Qualified School Construction Bonds (\$288M total for FY '09 & FY '10)
- Reimbursement Rate Point changes
  - Elimination of 40% floor in MSBA reimbursement rate calculation
  - Capping Total Incentive Points awarded by the MSBA at 18%
  - Capping any individual category of Incentive Points at 6%
  - Eliminated categories of ill-defined Incentive Points that were never awarded

# FY 2010 Revenue Assumptions

---

- MSBA's Statutory Floor Sunsets at Year End FY'09 (\$702M for FY2'09)
  - FY2010 SMART Fund receives 95% of Dedicated Sales Tax Revenue (DSTR)
  - FY2011 and thereafter, SMART Fund receives 100% of Dedicated Sales Tax Revenues (DSTR)
- SMART Fund collections for FY2010 are estimated to be \$612M
- Sales Tax Base Changes: SMART Fund will benefit from expanded Sales Tax Base
  - Elimination of exemption from Sales Tax for alcohol = +\$12M BUT.....
- Sales Tax Rate Changes: SMART Fund is expected to lose -\$7M as a result of the increase in the Sales Tax RATE to 6.25%
- MSBA required to transfer \$150M to Commonwealth

# MSBA Operating Cash Flow Projection

<b>Operating Cash Flow Summary</b>	<b>FY2009</b>	<b>FY2010</b>	<b>FY2011</b>	<b>FY2012</b>	<b>FY2013</b>	<b>FY2014</b>	<b>FY2015</b>
Unexpended Funds from Previous Year		91.7	91.2	94.9	90.3	61.3	32.8
Commonwealth Fiscal Crisis Contribution		(150)	-				
Loan Program Repayments	2.1	5.3	8.1	13.1	13.0	12.9	12.7
Interest Income	25	10	10	10	10	10	10
Sales Tax Revenue	702	612	643	655	669	682	696
<b><i>Subtotal Resources</i></b>	<b>729</b>	<b>569</b>	<b>752</b>	<b>774</b>	<b>782</b>	<b>766</b>	<b>751</b>
Existing Debt Service	257.4	257.7	255.1	255.1	255.1	256	257.5
Restructured Debt Service	-	-	85	130	175	205	229
Prior Grants	374.6	355.4	311.2	292.4	284.8	266.6	252.9
Operations	5.7	5.7	5.7	5.7	5.7	5.7	5.7
Capital Program Support Services	9	9	9	9	9	9	9
<b><i>Subtotal Obligations</i></b>	<b>638</b>	<b>628</b>	<b>657</b>	<b>683</b>	<b>721</b>	<b>733</b>	<b>745</b>
<b>Projected Ending Balance</b>	<b>91.7</b>	<b>(58.8)</b>	<b>94.9</b>	<b>90.3</b>	<b>61.3</b>	<b>32.8</b>	<b>6.0</b>
<b>QSCBs</b>		<b>150.0</b>					
<b>FY10 Balance With QSCBs</b>		<b>91.2</b>					
<b>ABT</b>	<b>2.46</b>	<b>2.73</b>	<b>1.80</b>	<b>1.67</b>	<b>1.52</b>	<b>1.45</b>	<b>1.40</b>

# MSBA Finance Overview Summary

---

- On a cash basis, the \$150M transfer to the Commonwealth results in a temporary & short-term structural imbalance based on anticipated revenue collections
  - Issuance of up to \$288M in QSCBs will help alleviate the short-term imbalance
    - Anticipated issuance of interest-free QSCBs will help cash flow, but will replace unrestricted MSBA funds with restrictive QSCB bond proceeds
      - Strict spend-down requirements and eligible cost rules
      - Must be repaid at maturity
    - Market for QSCBs is still developing

**MSBA Finance Update** *(in millions)*

<b>Receipts</b>	<b>FY2009 Budget</b>	<b>FY2009 Estimated Actual</b>	<b>FY2010</b>
Unexpended FY09 Funds			91.5
Sales Tax	702.3	702.3	612.1
FY2010 Commonwealth Contribution	-	-	(150.0)
MSBA Loan Program	2.1	2.1	5.3
Interest Earnings (non-bond related)*	10.0	25.9	10.0
<b>Total Receipts</b>	<b>714.4</b>	<b>730.3</b>	<b>568.9</b>
<b>Expenditures</b>	<b>FY2009 Budget</b>	<b>FY2009 Est. Final</b>	<b>FY2010</b>
Debt Service	297.0	257.4	257.7
Operations	5.7	5.1	5.7
Prior Grants	407.6	374.6	355.4
Capital Program Support Services	9.0	1.7	9.0
<b>Total Expenditures</b>	<b>719.3</b>	<b>638.8</b>	<b>627.8</b>
<b>Net Gain/ (Loss)</b>		<b>(4.9)</b>	<b>91.5</b>
<b>Net Present Value of Qualified School Construction Bonds (QSCBs)*</b>		<b>-</b>	<b>150.0</b>
<b>Unexpended FY10 Funds</b>			<b>91.2</b>

*\* The MSBA has been designated as the authorized issuer of the Commonwealth's allocation of QSCBs. This designation creates a potential opportunity for the MSBA to issue up to \$288M in debt that will have an approximate maturity of 15 years. While the MSBA may issue \$288M in debt to offset the \$150M contribution to the Commonwealth, it is also necessary for the MSBA to repay the \$288M at maturity. The net present value of the \$288M in today's dollars, 15 years from now, is approximately \$150M. The ability to issue the QSCBs will enable the MSBA to offset the Authority's net loss anticipated in FY2010.*

# Sustainable Building Design

## MSBA continues to research and review sustainable design for school buildings:

- Conversations are being held with Districts and their designers for projects in MSBA capital pipeline;
- An informational meeting was held with the Boston Society of Architects;
- RFR for a sustainable consultant issued and responses due July 30.
- Ongoing discussions with MTC and representatives from CHPS – National.

# Sustainable Building Design

- MSBA research and review indicates:
  - There is the opportunity for Massachusetts designers to work directly with CHPS - National similar to the third party verification approach utilized in the LEED process by USGBC.
  - Thereby, verification through either MA-CHPS or LEED becomes available offering flexibility to the Districts and the designers to accomplish the sustainable goal and to become eligible for incentive points.



# Sustainable Building Design

- What's next?
  - Establish a point-by-point comparison of MA-CHPS and LEED for schools to develop equivalent scorecards and levels of performance.
    - Properly identify the prerequisite criteria in both systems especially as required by Massachusetts building code
    - Outline the criteria for a “base” design for a MSBA-funded school project
    - Distinguish the important criteria from each scorecard (MA-CHPS and LEED) necessary to achieve eligibility for MSBA incentive points
  - Evaluate and determine any adjustments necessary to the current gradation of available incentive points.
  - Focus on sustainable policy issues impacting Massachusetts school buildings and operational budgets.

# **PROJECT OVERVIEW REPORT**

## **PROJECT INDICATORS**

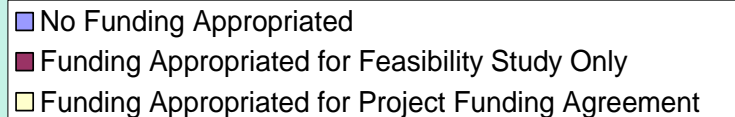
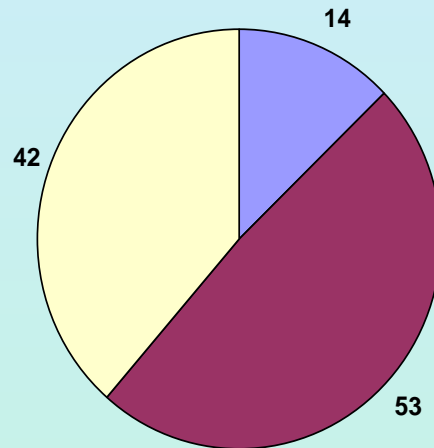
# MSBA Tools & Processes to Support Districts

- Since the November 2007 Board meeting, the number of projects in the capital pipeline has grown from 83 to a total of 109.
- MSBA staff continues to utilize the following charts to gauge and track the progress of projects that have been moved into the capital pipeline.
  - Local Vote Authorization
  - Owner's Project Manager (OPM) Review Panel
  - Designer Selection Panel
  - Enrollment Data
  - Project Status by District
  - OPMs & Designers by District
  - Estimated Bid Dates 2009

# Local Vote Authorization

Of the 109 projects within the MSBA capital pipeline, 14 districts have yet to secure authorization or funding. 53 projects have received authorization and funding for feasibility study only. The remaining 42 projects have received authorization and funding for project funding agreements.

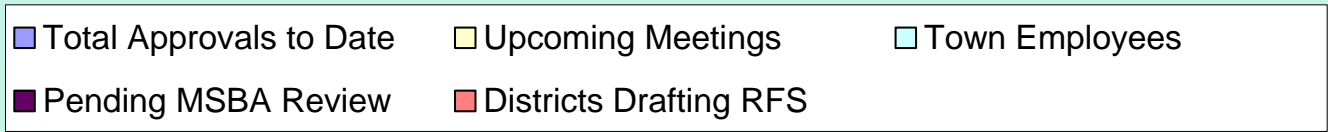
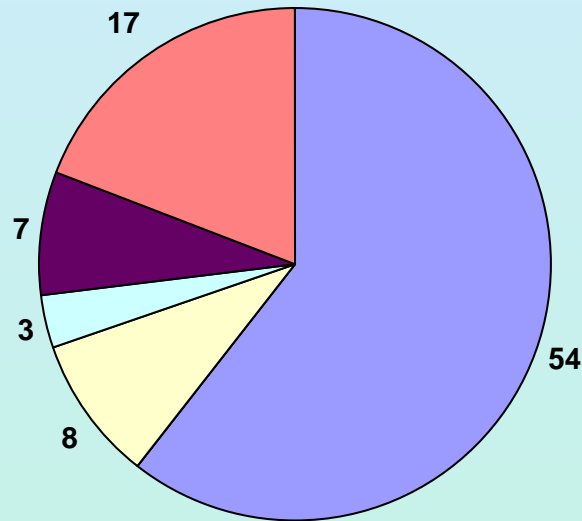
Local Vote Authorizations



# Status of OPM Selection June 2009

Approved/Pending Approval – 77.5% of all Districts Requiring an OPM

**OPM Selection Status**



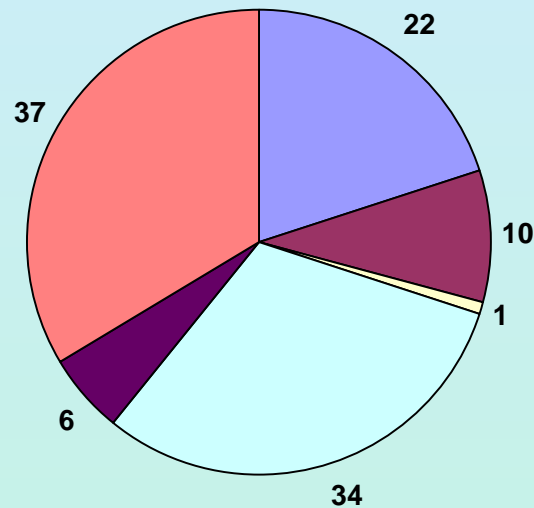
# Owner's Project Manager

- The schedule for upcoming meetings is shown with the potential for 8 districts submitting for approval in the next four to eight weeks. Four Districts, as shown below are tentatively scheduled for the September OPM Review Panel Meeting

Panel Date	District / School	Project Description Status	Est. Project Cost
9/14/2009	Quincy PS – Central MS	Feasibility Assessment	\$35 - \$45 mil
9/14/2009	Dracut PS - Dracut SHS	Feasibility Invitation	\$40 - \$80 mil
9/14/2009	Narragansett - Templeton	Feasibility Invitation	\$28 - \$40 mil
9/14/2009	Peabody PS - J Henry Higgins MS	Repair Assessment	\$35 mil

# Status of MSBA Designer Selection July 2009

**Designer Selection Panel and Local Designer Selection Status**  
Approval/Pending - 61% of Districts Requiring a Designer



# Designer Selection Panel

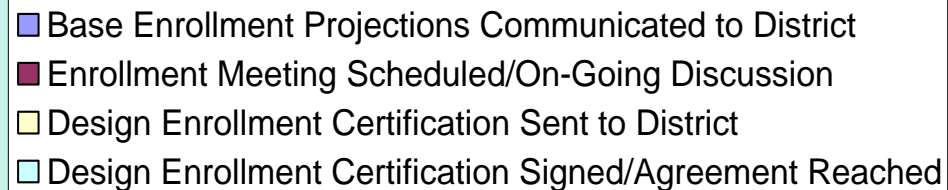
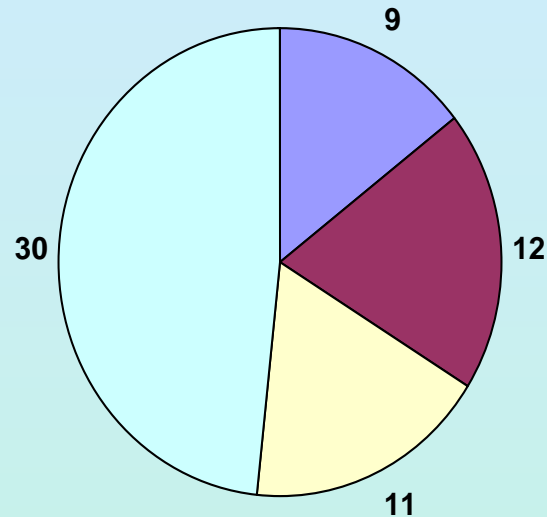
- The following District is actively procuring designer services and is tentatively scheduled for the Upcoming Designer Selection Panel meeting.

Panel Date	District / School	Status	Estimated Project cost	# of proposals received	Top Ranked Firms*
9/1/2009	Andover	Designer Selection	TBD	TBD	<b>TBD</b>



# Enrollment

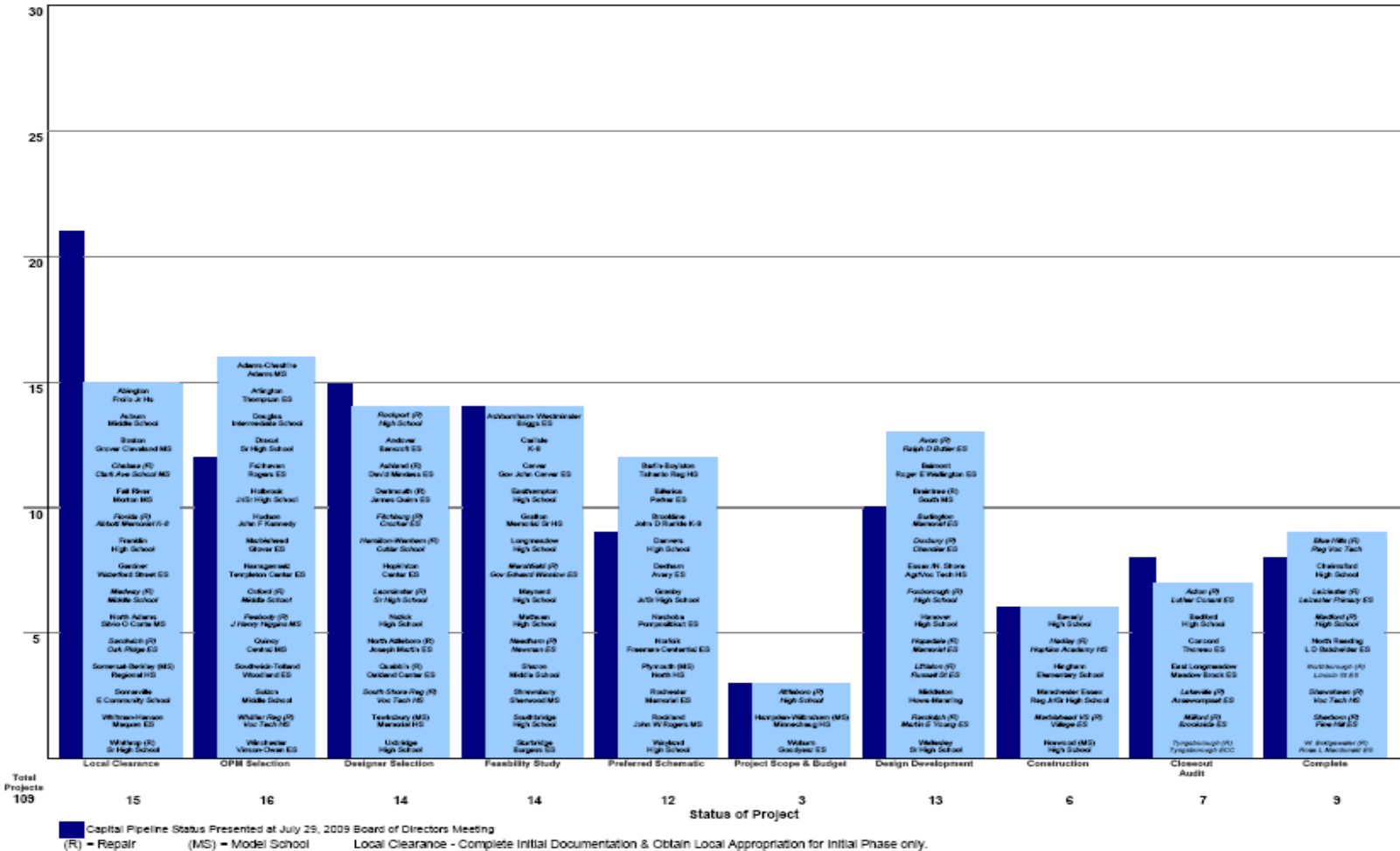
## Design Enrollment



# Project Status

Project Status

7/27/2009



# OPMs & Designers by District

City/Town/RSD	Project School	Project Status	OPM	Designer
Abington	Frolio JHS	Local Clearance		
Acton (R)	Luther Conant ES	Audit/Complete	Complete	Complete
Adams-Cheshire	Adams MS	OPM Selection	URS	
Andover	Bancroft ES	Designer Selection	Town Employee	
Arlington	Thompson ES	Local Clearance		
Ashburnham-Westminster	Briggs ES	Designer Selection	STV	LPA
Ashland	David Mindess IS	Designer Selection	N/A	Procurement Pending
Attleboro (R)	Attleboro HS	Project Scope & Budget	Skanska	Russo Barr
Auburn	Auburn MS	Local Clearance		
Avon (R)	Ralph D. Butler ES	Design Development	N/A	R. D. Kimball
Bedford	Bedford HS	Audit/Complete	Complete	Complete
Belmont	Roger E. Wellington ES	Design Development	PMA Construction Services	Levi/Burt Hill Associates
Berlin-Boylston	Tahanto Regional HS	Feasibility Study	PMA Construction Services	HMFH
Beverly	Beverly HS	Construction	Heery International	Mt. Vernon Group
Billerica	Parker Elementary School	Feasibility Study - Schematic	Joslin Lesser	SMMA
Blue Hills (R)	Blue Hills Regional Voc/Tech HS	Audit/Complete	--	--

# OPMs & Designers by District

City/Town/RSD	Project School	Project Status	OPM	Designer
<b>Boston</b>	Grover Cleveland MS	Local Clearance	By City	
<b>Braintree (R)</b>	South MS	Design Development	Town Employee	Habeeb Associates
<b>Brookline</b>	John D. Runkle K-8	Feasibility Study - Schematic	Town Employee	Design Part. of Cambridge
<b>Burlington</b>	Memorial ES	Design Development	Construction Monitoring Services	KBA
<b>Carlisle</b>	Spalding School	Feasibility Study - Schematic	Daedalus	HMFH
<b>Carver</b>	Gov. John Carver ES	Feasibility Study - Schematic	Daedalus	Design Part. of Cambridge
<b>Chelmsford</b>	Chelmsford HS	Complete	Complete	Complete
<b>Chelsea (R)</b>	Clark Avenue MS	Local Clearance		
<b>Concord</b>	Thoreau ES	Audit/Complete	--	--
<b>Danvers</b>	Danvers HS	Preferred Schematic	Construction Monitoring Services	Dinisco Design
<b>Dartmouth</b>	James M. Quinn ES	Designer Selection	N/A	
<b>Dedham</b>	Avery ES	Feasibility Study - Schematic	Construction Monitoring Services	Dore & Whittier
<b>Douglas</b>	Douglas IS	OPM Selection	Procurement Pending	
<b>Dracut</b>	Dracut SHS	OPM Selection	Procurement Pending	
<b>Duxbury (R)</b>	Chandler ES	Design Development	N/A	Gale Associates
<b>East Longmeadow</b>	Meadow Brook Primary	Audit/Complete	--	--

# OPMs & Designers by District

City/Town/RSD	Project School	Project Status	OPM	Designer
Easthampton	Easthampton HS	Feasibility Study - Schematic	Strategic Buildings Solutions	Cialo & Bieniek
Essex Agr/North Shore	Essex Agr/N Shore Tech HS	Project Scope & Budget	PMA Construction Services	Design Partnership
Fairhaven	Rogers ES	OPM Selection		
Fall River	Morton MS	Local Clearance		
Fitchburg (R)	Crocker ES	Designer Selection		
Florida (R)	Abbott Memorial K-8	Local Clearance		
Foxborough (R)	Foxborough HS	Design Development	Construction Monitoring Services	Kaestle Boos
Franklin	Franklin High School	Local Clearance		
Gardner	Waterford Street Primary	Local Clearance		
Grafton	Grafton Memorial HS	Feasibility Study - Schematic	Joslin Lesser	SMMA
Granby	Granby JHS/SHS	OPM Selection	Skanska	Dore & Whittier
Hadley (R)	Hopkins Academy	Project Scope & Budget	N/A	Architects, Inc
Hamilton-Wenham (R)	Cutler ES	Designer Selection	Municipal Building Consultants	Richard D. Kimball
Hampden-Wilbraham	Minnechaug Regional HS	Preferred Schematic	Pinnacle One	Mount Vernon Group
Hanover	Hanover HS	Design Development	PMA Construction Services	HMFH
Hingham	New ES	Construction	KBA/Mary Mahoney Partnership	Ai3

# OPMs & Designers by District

City/Town/RSD	Project School	Project Status	OPM	Designer
<b>Holbrook</b>	Holbrook JHS/SHS	Local Clearance		
<b>Hopedale (R)</b>	Memorial ES	Project Scope & Budget	N/A	Gale Associates
<b>Hopkinton</b>	Center ES	Designer Selection	Town Employee	
<b>Hudson</b>	John F. Kennedy MS	Local Clearance		
<b>Lakeville (R)</b>	Assawompset ES	Audit/Complete	Complete	Complete
<b>Leicester (R)</b>	Leicester Primary	Audit/Complete	Complete	Complete
<b>Leominster (R)</b>	Leominster SHS	Designer Selection	Daedalus	Lamoureux Pagano
<b>Littleton (R)</b>	Russell Street ES	Design Development	Daedalus	DRA
<b>Longmeadow</b>	Longmeadow HS	Feasibility Study	Joslin Lesser	OMR
<b>Manchester Essex</b>	New MS/HS	Construction	Design Technique Inc.	Mt. Vernon Group
<b>Marblehead</b>	Glover Primary	OPM Selection	Municipal Building Consultants	
<b>Marblehead (R)</b>	Marblehead Village School	Construction	Municipal Building Consultants	SMMA
<b>Marshfield (R)</b>	Gov. Edward Winslow ES	Feasibility Study - Schematic	Vertex Construction Services, Inc.	KBA
<b>Maynard</b>	Maynard HS	Designer Selection	Municipal Building Consultants	Tappe
<b>Medford (R)</b>	Medford HS	Audit/Complete	Complete	Complete
<b>Medway (R)</b>	Medway MS	Local Clearance		

# OPMs & Designers by District

City/Town/RSD	Project School	Project Status	OPM	Designer
<b>Methuen</b>	Methuen HS	Feasibility Study	KBA/Trident	Finegold Alexander
<b>Middleton</b>	Howe-Manning ES	Design Development	RF Walsh	Dinisco Design
<b>Milford (R)</b>	Stacy MS	Audit/Complete	--	--
<b>Narragansett</b>	Templeton Center	OPM Selection	Procurement Pending	
<b>Nashoba</b>	Pompositicut Primary	Feasibility Study - Schematic	CMS	SMMA
<b>Natick</b>	Natick HS	Model School	RF Walsh	Model School
<b>Needham (R)</b>	Newman ES	Feasibility Study	Town Employee	DRA
<b>Norfolk</b>	Freeman-Centennial IS	Feasibility Study	Joslin Lesser	Flansburgh
<b>North Adams</b>	Silvio O. Conte MS	Local Clearance		
<b>North Attleborough</b>	Joseph W. Martin ES	Local Clearance		
<b>North Reading</b>	L.D. Batchelder ES	Audit/Complete	Complete	Complete
<b>Northborough (R)</b>	Lincoln Street MS	Audit/Complete	Complete	Complete
<b>Norwood</b>	Norwood HS	Construction	Compass Project Management, Inc	Ai3
<b>Oxford (R)</b>	Oxford MS	OPM Selection		
<b>Peabody (R)</b>	J. Henry Higgins MS	OPM Selection	Procurement Pending	
<b>Plymouth</b>	Plymouth North HS	Preferred Schematic	Ted Gentry Associates, Inc.	Ai3
<b>Quabbin</b>	Oakham ES	Local Clearance	N/A	

# OPMs & Designers by District

City/Town/RSD	Project School	Project Status	OPM	Designer
Quincy	Central MS	OPM Selection	Tishman	
Randolph (R)	Martin E. Young ES	Project Scope & Budget	N/A	CBI Consulting
Rochester	Rochester Memorial ES	Feasibility Study - Schematic	PMA	Flansburgh
Rockland	John W. Rogers MS	Feasibility Study	Daedalus	Dore & Whittier
Rockport (R)	Rockport HS	Local Clearance	N/A	
Sandwich (R)	Oak Ridge School	Local Clearance	N/A	
Sharon	Sharon MS	Project Scope & Budget	Daedalus	Kaestle Boos
Shawsheen Valley (R)	Shawsheen Valley Voc. Tech. HS	Complete	Complete	Complete
Sherborn (R)	Pine Hills ES	Audit/Complete	Complete	Complete
Shrewsbury	Sherwood MS	Feasibility Study - Schematic	PMA	Lamoureux Pagano
Somerset-Berkley	Somerset-Berkley Regional HS	Local Clearance		
Somerville	East Community School	Local Clearance		
South Shore (R)	South Shore Voc./Tech. HS	Designer Selection	Lincoln Consultants	Gale Associates
Southbridge	Southbridge HS	Designer Selection	Joslin Lesser	Tappe
Southwick-Tolland	Woodland ES	OPM Selection	SBS	
Sturbridge	Burgess ES	Feasibility Study - Schematic	Lamoureux Pagano Associates	DRA
Sutton	Sutton MS	OPM Selection	SBS	Flansburgh



















# OPMs & Designers by District

City/Town/RSD	Project School	Project Status	OPM	Designer
<b>Tewksbury</b>	Tewksbury Memorial HS	Designer Selection	Heery International	Model School
<b>Tyngsborough (R)</b>	Tyngsborough HS	Audit/Complete	Complete	Complete
<b>Uxbridge</b>	Uxbridge HS	Feasibility Study	Joslin Lesser	Raymond Design
<b>Wayland</b>	Wayland HS	Feasibility Study	KV Associates	HMFH
<b>Wellesley</b>	Wellesley HS	Design Development	Ryegate, Inc.	SMMA
<b>West Bridgewater (R)</b>	Rose L. Macdonald ES	Complete	Complete	Complete
<b>Whitman-Hanson</b>	Maquan ES	Local Clearance		
<b>Whittier Regional Voc. Tech</b>	Whittier Reg. Voc/Tech HS	OPM Selection		
<b>Winchester</b>	Vinson-Owen ES	OPM Selection	Procurement Pending	
<b>Winthrop (R)</b>	Winthrop Senior High	Local Clearance		
<b>Woburn</b>	Goodyear ES	Preferred Schematic	Municipal Building Consultants	Tappe

# Estimated Bid Dates 2009

## 2009 Estimated Bid Dates

Note: Bid dates are **ESTIMATES ONLY** as of May 2009. Please contact the District for the exact current information.

DISTRICT	APR	MAY	JUN	JUL	AUG	SEP	OCT	NOV	DEC
HADLEY		 Hopkins Academy Repair Total Project Budget: \$1.7M							
LITTLETON		 Russell St ES Abatement Total Project Budget: \$15M		 Russell St ES Repair Total Project Budget: \$15M					
BRAINTREE		 South MS Repair Total Project Budget: \$3.2M							
AVON		 Butler ES HVAC Total Project Budget: \$1M							
FOXBOROUGH		 Foxborough HS Abatement Total Project Budget: \$19M					 Foxborough HS Repair Total Project Budget: \$19M		
DUXBURY			 Chandler ES Roof Repair Total Project Budget: \$1.5M						
HOPEDALE			 Memorial ES Roof Repair Total Project Budget: \$575K						
WELLESLEY			 Wellesley SHS Off-Site Parking Total Project Budget: \$132M				 Wellesley SHS New Construction Total Project Budget: \$132M		
MARSHFIELD			 Gov Edward Winslow ES Repair Total Project Budget: \$2.4M						
ATTLEBORO				 Attleboro HS Roof Replacement Total Project Budget: \$7M					
HANOVER					 Hanover HS New Construction Total Project Budget: \$59M				
BELMONT							 Wellington ES Construction Total Project Budget: \$40M		
LEOMINSTER								 Leominster SHS Repair Total Project Budget: \$7.4M	

# Model School Program

Architect	District/School	Design Enrollment	GSF
Ai3	Whitman-Hanson RSD/Whitman-Hanson Regional HS	1350	239,400
Mt. Vernon	Ashland/Ashland HS	900	201,843
SMMA	Hudson/Hudson HS	1200	218,000

# Vote to Move to Project Scope & Budget


District	School	Age	Total Project Budget	Basis of Total Facilities Grant	Total Maximum Facilities Grant	Reimbursement Rate
Attleboro	Attleboro HS	1961	\$7,000,000	\$7,000,000	\$4,041,800	57.74%
Hampden-Wilbraham	Minnechaug Reg HS	1958	\$78,986,658	\$76,796,379	\$47,406,405	61.73%
Springfield	SCIPP	SCIPP	\$25,421,200	\$25,421,200	\$20,336,960	80.00%
Woburn	Goodyear ES	1927	\$26,504,354	\$24,375,769	\$13,214,104	54.21%

**Total: \$84,999,269**

# Attleboro – Attleboro High School

- Built in 1961
- Roof Repair of 293,300 SF
- Grades: 9-12
- Category: Project Scope & Budget
- District Total Project Budget: \$7,000,000
- Reimbursement Rate: 57.74%
- Basis of Maximum Total Grant Amt:  
\$4,041,800

# Attleboro – Attleboro High School



March 30, 2011

**The Massachusetts School Building Authority**  
[www.massschoolbuildings.org](http://www.massschoolbuildings.org)

38

# Hampden – Wilbraham Minnechaug Regional High School

- Built in 1958
- SF of New Construction: 231,467
- Grades: 9-12
- Projected Enrollment: 1,225
- Category: Project Scope & Budget
- District Total Project Budget: \$78,986,658
- Reimbursement Rate: 61.73%
- Basis of Maximum Total Grant Amount:  
\$76,796,379

# Springfield:

## Supplemental Capital Improvement Pilot Program

- 17 Schools Identified
- Categories of Work Include:
  - Window & Door Replacement, HVAC Improvements, Electrical, Fire Safety Upgrades, Sprinklers Systems & Roof Repairs
- Category: Project Scope & Budget
- District Total Project Budget: \$25,421,200
- Reimbursement Rate: 80.00%
- Basis of Maximum Total Grant Amount: \$20,336,960



# Woburn – Goodyear Elementary School

- Built in 1927
- 67,277 SF of New Construction
- Grades: K-5
- Agreed Upon Enrollment: 320
- Category: Project Scope & Budget
- Reimbursement Rate: 54.21%
- Basis of Maximum Total Grant Amount: \$24,375,769

# Vote to Move to Feasibility Study

District	School	Square Footage	Age	Current Enrollment
Chicopee	Chicopee Academy	172,868	1920	87 (Partially occupied for educational purposes)
New Bedford	Hannigan ES	53,422	1921	313
Williamsburg	Anne T. Dunphy ES	22,740	1952	97

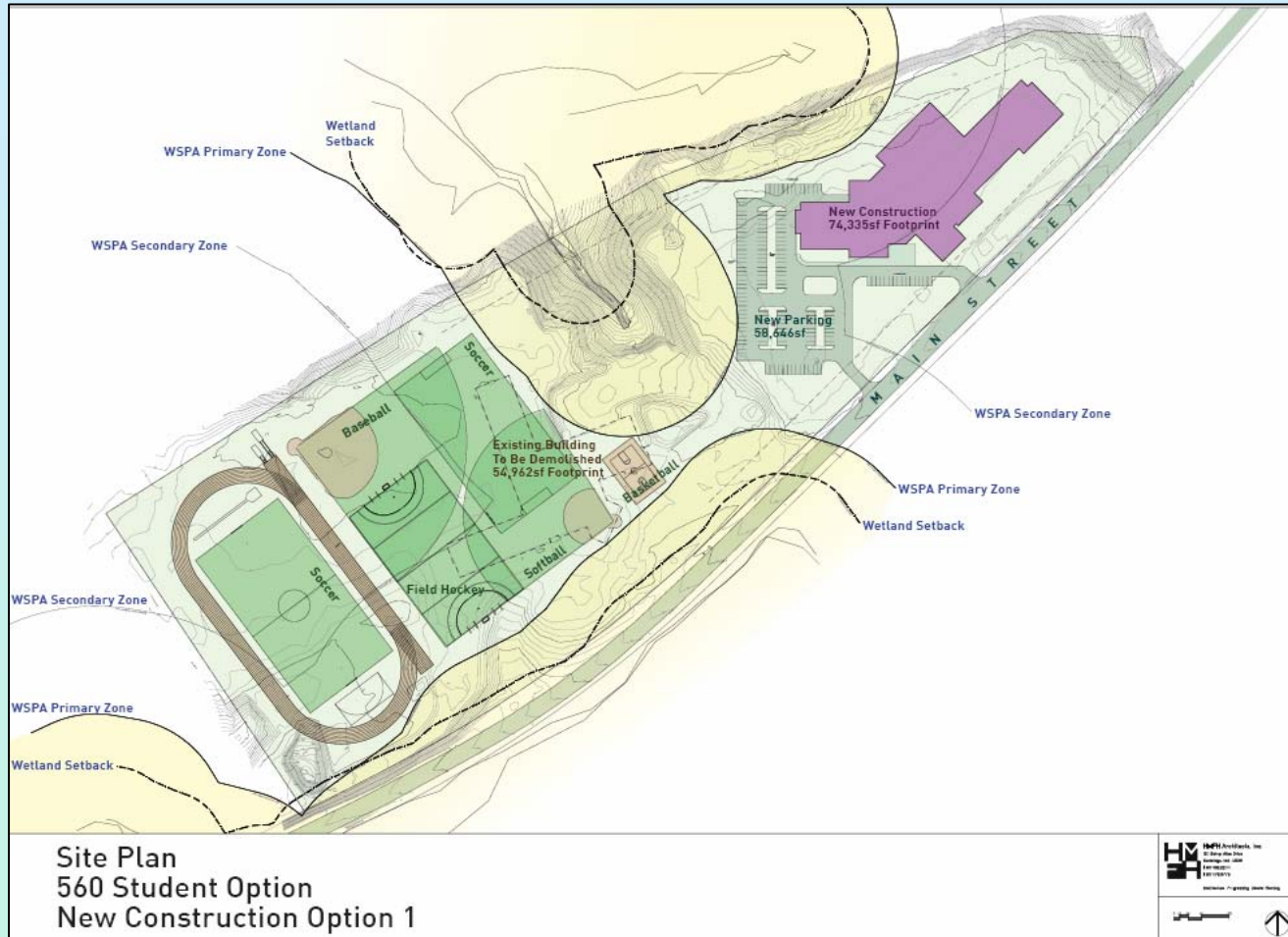
# Vote to Move to Preferred Schematic Design

District	School	Existing Square Footage	Preferred Alternative	Age
Berlin-Boylston	Tahanto Regional HS	94,766 SF	New	1961
Danvers	Danvers HS	253,899 SF	Add/Reno	1962
Norfolk	Freeman-Centennial ES	80,328 SF	New	1950
Rockland	John W. Rogers MS	71,495 SF	New	1928
Wayland	Wayland HS	164,030 SF	New	1960

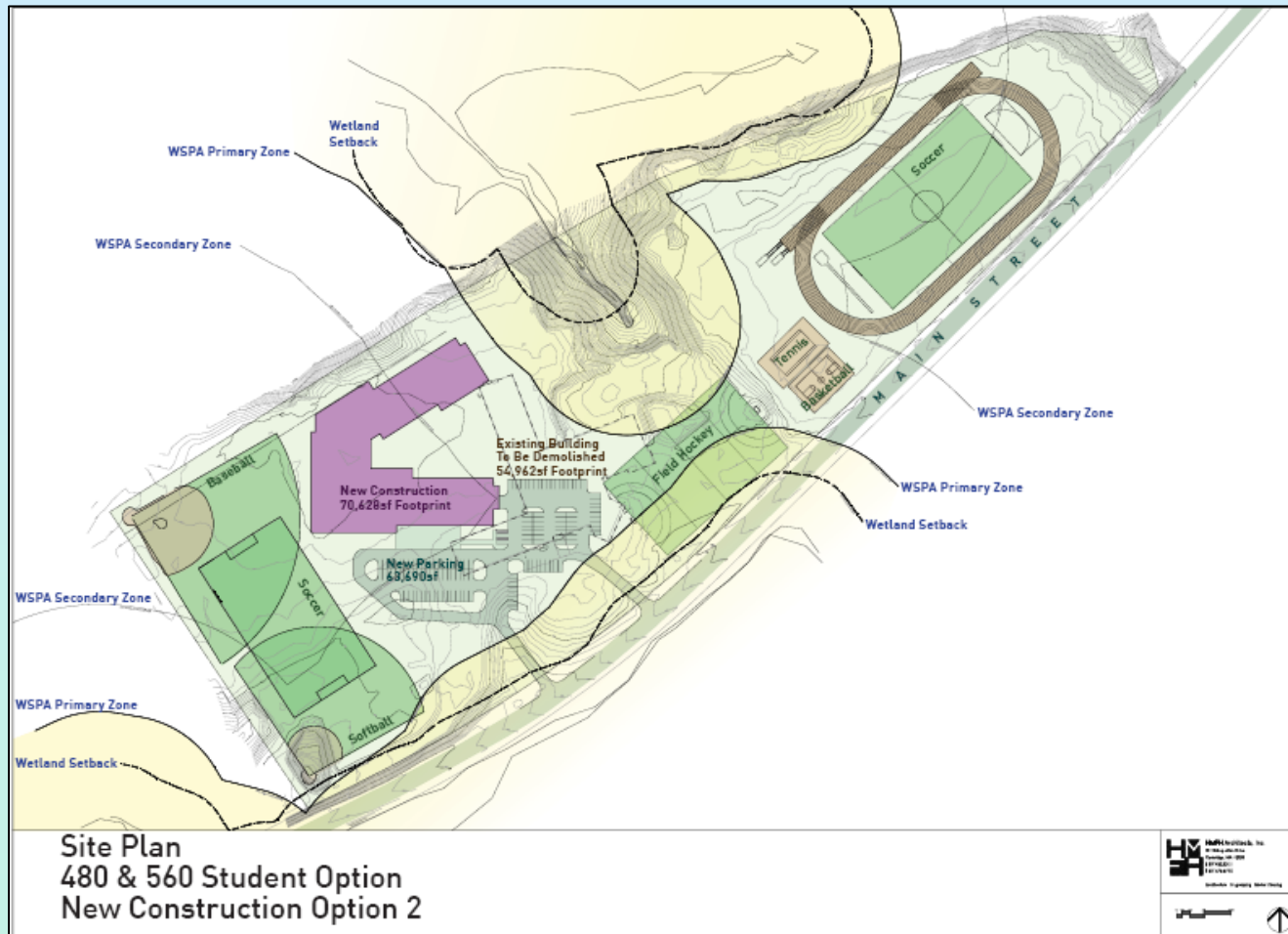
# Berlin-Boylston - Tahanto Regional Middle / High School

- Built in 1961
- SF of New Construction: ~116,429–125,620
- Grades: 7-12
- Agreed Upon Enrollment: 480 (7-12) or 560 (6-12)
- Category: Preferred Schematic Design
- Reimbursement Rate: 47.21%

# Berlin-Boylston- Tahanto Regional Middle / High School



# Berlin-Boylston - Tahanto Regional Middle / High School



# Danvers - Danvers High School

- Built in 1962
- SF of Add/Reno Construction: 248,325
- Grades: 9-12
- Agreed Upon Enrollment: 1000
- Category: Preferred Schematic Design
- Reimbursement Rate: 49.11%

# Norfolk – Freeman Centennial Elementary School

- Built in 1950
- Proposed New SF: 99,167 SF
- Grades: 3-6
- Agreed Upon Enrollment: 585
- Category: Preferred Schematic Design
- Reimbursement Rate: 50.16%



# Norfolk – Freeman Centennial Elementary School



# Rockland – John W. Rogers Middle School

- Built in 1928
- SF of New Construction 108,140
- Grades: 6-8
- Agreed Upon Enrollment: 575
- Category: Preferred Schematic Design
- Reimbursement Rate: 57.26%

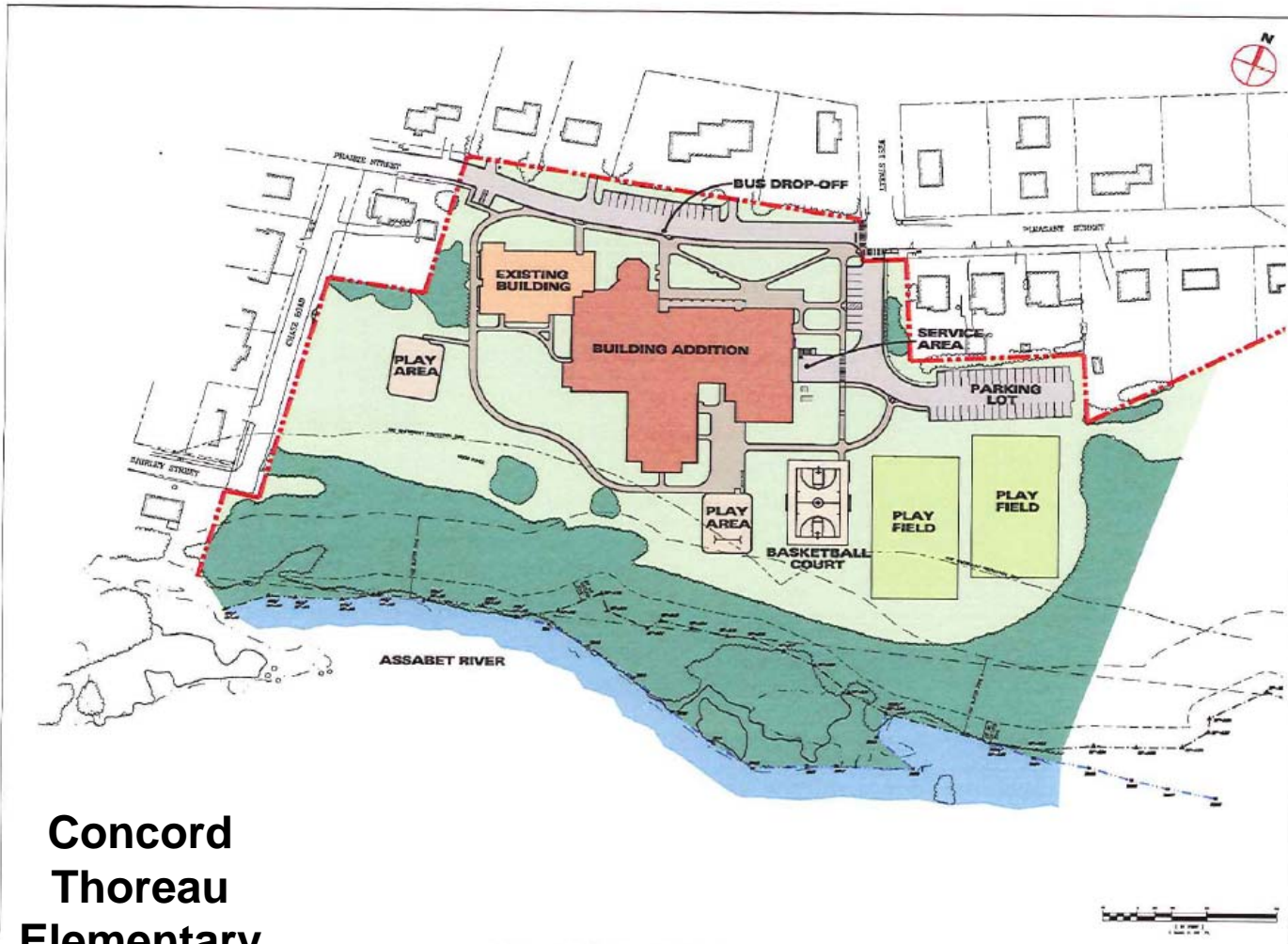
# Wayland – Wayland High School

- Built in: 1960
- SF of Proposed New: 154,350 SF
- Grades: 9 - 12
- Agreed Upon Enrollment: 900
- Category: Preferred Schematic Design
- Reimbursement Rate: 40%

# Concord – Thoreau Elementary

- Originally built: 1950, with 1954 addition
- SF of Proposed: 74,000 new, 9,000 renovation
- Grades: PK-5
- Design Enrollment: 450
- Project Completed: Summer 2006
- Category: Built During Moratorium
- Total Budget: \$17.5 Million
- Disallowed auditorium space ~ 2,600 SF
- Reimbursement Rate: 40%
- Facilities Grant: \$6,790,557

# New Site Plan



## Concord Thoreau Elementary

ARTICLE 27: BUILD THOREAU NOW

# Bedford High School

- Originally built: 1956 with 1968 addition
- SF of Proposed: 41,000 new; 187,000 renovation
- Grades: 9-12
- Design Enrollment: 850
- Project Timeline: 2005 - 2009
- Category: Built During Moratorium
- Total Budget : \$50.2 Million
- Disallowed 4,991 SF administrative space in excess of MSBA guideline
- Reimbursement Rate: 47.79%
- Facilities Grant: \$22,662,684

# Manchester-Essex Jr. Sr. HS

- Originally built: 1961
- SF of Proposed: 164,000 new construction
- Grades: 6-12
- Design Enrollment: 750
- Project Timeline: 2006 - 2010
- Category: Built During Moratorium
- Total Budget: \$49.4 Million
- Disallowed space ~ 2,678 SF (District Offices)
- Reimbursement Rate: 40%
- Facilities Grant: \$19,454,848



**Manchester - Essex  
1961 Building  
Exterior Façade**

**Manchester - Essex  
New Building  
Interior Courtyard**

