

Massachusetts School Building Authority

Steven Grossman
Chairman, State Treasurer

John K. McCarthy
Executive Director



Board Meeting

January 25, 2012



Table of Contents

- Executive Director Report
 - Project Visits
- Project Votes
- Project Overview Report
- Audit Status Update
- Finance Update



Project Visits and Votes

Since the November 16, 2011 Board meeting, the MSBA has visited 32 Districts
 Berkley, Lexington, Marshfield, Somerset, Southwick-Tolland-Granville, and
 Wilmington have voted affirmatively to support Proposed Projects
 Lynn and Greater Lawrence Voc-Tech have voted affirmatively to appropriate
 Feasibility Funds

Project Visits			Groundbreakings / Check Presentations / Topping Off Ceremonies	Project Votes
Adams-Cheshire Berlin-Boylston Billerica Brookline Burlington Danvers Easthampton Georgetown Grafton Hampden-Wilbraham	Harwich Leominster Longmeadow Maynard Nashoba Natick New Bedford Newton Norfolk Rockland	Sharon South Hadley Southbridge Springfield-Putnam VTHS Sturbridge Sutton Uxbridge Wayland Wellesley	Middleton Malden West Springfield	Berkley Greater Lawrence VTHS Lexington Lynn Marshfield Somerset Southwick-Tolland-Granville Wilmington



Project Visits and Votes

Upcoming events anticipated in February and March

Project Visits		Groundbreakings / Check Presentations / Topping Off Ceremonies	Project Votes
Adams-Cheshire Berlin-Boylston Brookline Burlington Danvers Dedham Easthampton Grafton Hampden-Wilbraham Leominster Longmeadow Maynard Middleton	Nashoba Natick Norfolk Plymouth Sharon Shrewsbury Southbridge Springfield Sturbridge Sutton Uxbridge Wayland Wellesley	Ashburnham-Westminster Douglas Dracut Norfolk County Agricultural Norton Somerville Springfield Winchester	<p><u>February</u> Stoneham Lexington Southwick-Tolland-Granville</p> <p><u>March</u> Franklin Williamsburg North Reading Stoneham</p>



Invitation to Eligibility Period

District	School
Bellingham	Clara Macy Elementary School
Haverhill	Caleb Dustin Hunking Middle School
Milford	Woodland Elementary School
Newton	A. E. Angier Elementary School
Northborough	Lincoln Street Elementary School
North Middlesex	North Middlesex Regional High School
Swampscott	Hadley Elementary School
Wareham	Minot Forest Elementary School



Local Clearance | Districts Progressing in the Capital Pipeline

Districts that have completed preliminary requirements, appropriated funding, and moved to the Consultant Selection, OPM phase of the Capital Pipeline.

District	School	Original Invitation Date
Athol-Royalston	Riverbend Elementary School	September 30, 2009
Harwich-Chatham	Monomoy Regional High School	November 17, 2010
Lynn	Thurgood Marshall Middle School	March 31, 2010
Oxford	Oxford Middle School	November 28, 2007



Local Clearance | Districts Recategorized into Eligibility Period

Districts that are recommended for recategorization of previous invitation from Feasibility Study to Eligibility Period.

District	School	Original Invitation Date
Abington	Frolio Middle School	Sep. 29, 2008
Chelsea	Clark Avenue Middle School	Nov. 28, 2007
Gloucester	West Parish Elementary School	Nov. 18, 2009
Holbrook	Holbrook Junior/Senior High School	Nov. 28, 2007
Lunenburg	Lunenburg High School	Nov. 18, 2009
Minuteman Regional School District	Minuteman Career and Technical High School	Jul. 29, 2009
Westborough	Sarah W. Gibbons Middle School	Sep. 30, 2009



Local Clearance | Districts to Remain in Local Clearance

Districts that are recommended to remain in Local Clearance until the March 2012 Board of Directors meeting pending further communication within the district and with the MSBA.

District	School	Original Invitation Date
Boston	Dearborn Middle School	January 27, 2010
Greater Lawrence	Greater Lawrence Regional Voc/Tech High School	July 27, 2011
Northampton	Northampton Smith Voc/Agricultural High School	July 9, 2009
Orange	Dexter Park Intermediate School	September 30, 2009



Preferred Schematic

Vote - Preferred Schematic

District	School	Age of Existing Building	Grade	2010/2011 Enroll.	Proj. Enroll	Existing Sq.Ft.	Proposed New Square Footage	Current MSBA Category	Proposed Scope of Project	Estimated Construction Cost of Preferred Schematic	MSBA Total Facility Grant Basis	Reimbursement Rate Before Incentives	Approx. Total Grant amount
Lexington	Joseph Estabrook Elementary School	1961	K-5	455	540	60,707	90,000	Feasibility Study	New	\$30,770,743	TBD	33.96%	TBD
Lincoln	Lincoln School	1948	K-8	624	600	141,664	140,000	Feasibility Study	Add/Reno	\$39,262,188	TBD	35.42%	TBD
Webster	Park Avenue Elementary School	1960	PK-2	495	720 (PK-4)	61,600	110,640	Feasibility Study	New PK-4	\$35,040,000	TBD	74.74%	TBD
West Bridgewater	West Bridgewater Middle-Senior High School	1951	7-12	599	625	105,480	142,464	Feasibility Study	New	\$49,068,146	TBD	49.74%	TBD



Preferred Schematic | Lexington

Joseph Estabrook Elementary School

- Built in 1961
- Grades K-5
- Enrollment: 540
- Proposed scope of project: New Construction
- Existing square footage: 60,707 sf
- Total square footage of proposed project: 90,000 sf
- Estimated construction cost of preferred schematic: \$30,770,743



Preferred Schematic | Lexington

Joseph Estabrook Elementary School





Preferred Schematic | Lincoln

Lincoln School

- Built in 1948
- Grades K-8
- Enrollment: 600
- Proposed scope of project: Addition / Renovation
- Existing square footage: 141,664 sf
- Total square footage of proposed project: 140,000 sf
- Estimated construction cost of preferred schematic: \$39,262,188



Preferred Schematic | Webster

Park Avenue Elementary School

- Built in 1960
- Grades PK-2
- Current Enrollment: 495 (PK-2)
- Proposed scope of project: New Construction (PK-4)
- Projected enrollment: 720 (PK-4)
- Existing square footage: 61,600 sf
- Total square footage of proposed project: 110,640 sf
- Estimated construction cost of preferred schematic: \$35,040,000



Preferred Schematic | West Bridgewater

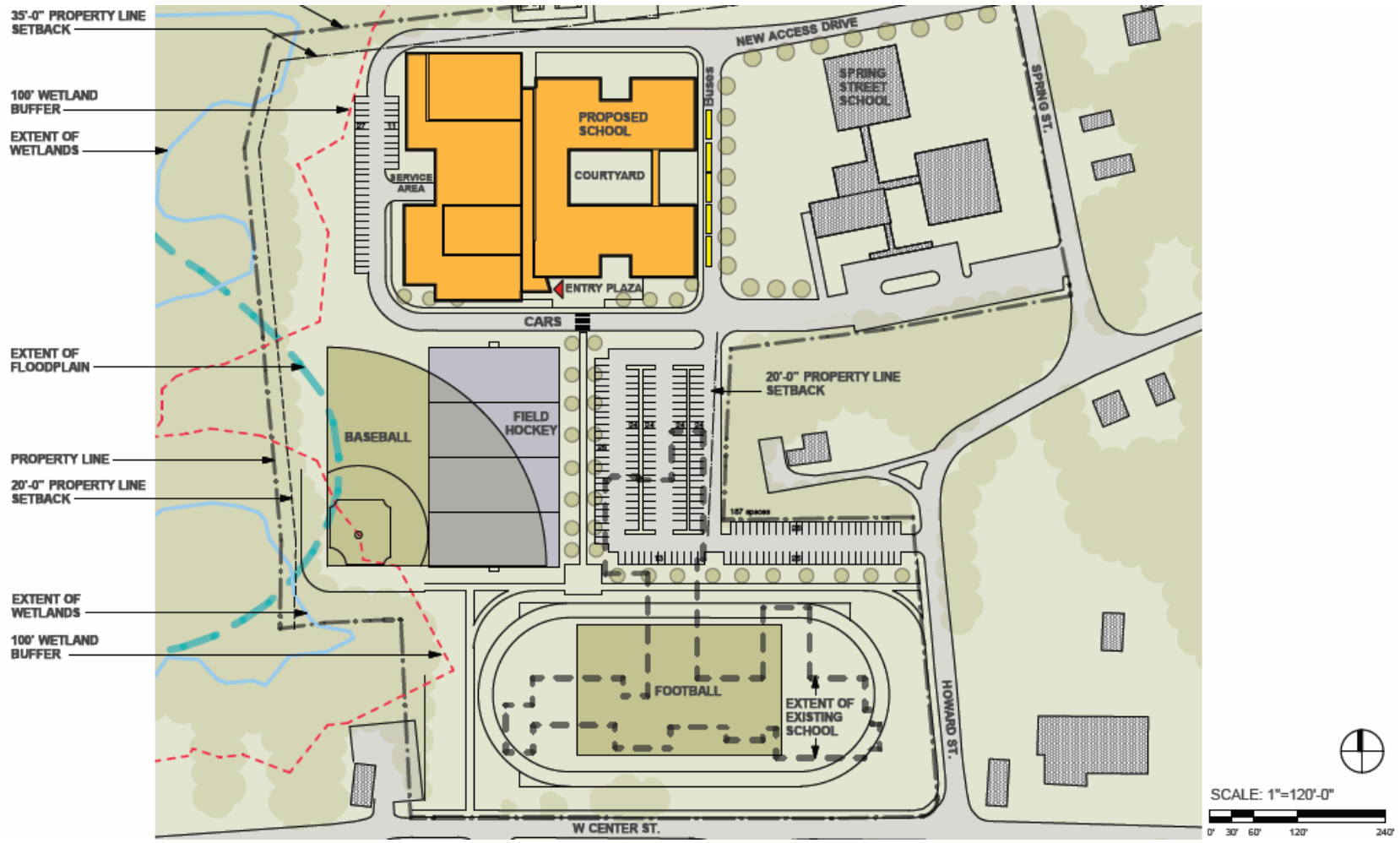
West Bridgewater Middle-Senior High School

- Built in 1951
- Grades 7-12
- Current Enrollment: 599
- Proposed scope of project: New Construction
- Projected Enrollment: 625
- Existing square footage: 105,480 sf
- Total square footage of proposed project: 142,464 sf
- Estimated construction cost of preferred schematic: \$49,068,146



Preferred Schematic | West Bridgewater

West Bridgewater Middle-Senior High School





Project Scope and Budget

Vote - Project Scope and Budget

District	School	Age of Existing Building	Grades	2010/11 Enroll	Projected Enroll	Existing Sq.Ft.	Proposed Square Footage	Project Scope	Total Project Budget	Basis of Estimated Total Facilities Grant	Reimbursement Rate	Estimated Maximum Total Facilities Grant
Danvers	Danvers High School	Project Scope and Budget Adjustment										
Franklin	Franklin High School	1971	9-12	1,633	1,650	327,000	306,543	New - Model	\$104,649,876	\$91,663,992	59.52%*	\$54,558,408
Lynnfield	Lynnfield High School	1964	9-12	590	740	132,655	143,605	Addition	\$4,500,044	\$4,225,106	43.94%	\$1,856,512
North Reading	North Reading Middle-High School	1955	9-12	1,330 (grades 6-12)	1,370 (grades 6-12)	110,000	267,939	Add/Reno	\$107,727,074	\$91,498,884	51.49%* **	\$47,112,775
Shrewsbury	Sherwood Middle School	Project Scope and Budget Adjustment										
Southern Worcester County RVT	Bay Path Regional Voc/Tech High School	1972	9-12	1,077	1,110	198,000	249,521	Add/Reno	\$73,722,405	\$66,029,041	67.41%* **	\$44,510,177
Stoneham	Stoneham Middle School	1954	6-8	585 (grades 6-8)	775 (grades 5-8)	115,980	136,410	Add/Reno (5-8)	\$40,582,390	\$36,931,465	57.5%* **	\$21,235,592
Williamsburg	Anne T. Dunphy Elementary School	1953	3-6	74 (grades 3-6)	170 (grades K-6)	21,935	37,859	Add/Reno	\$12,923,689	\$11,198,842	61.86%*	\$6,924,167

\$344,105,478 \$301,547,330 \$176,197,631

*The MSBA has provisionally included two (2) incentive points for energy efficiency, subject to the District meeting certain sustainability requirements for the project. If the District does not meet the requirements for the energy efficiency, the District will not qualify for these incentive points, and the MSBA will adjust the reimbursement rate accordingly.
 **The Reimbursement Rate for the project includes one (1) incentive reimbursement point, contingent upon approval from the Office of the Inspector General to utilize the Construction Manager at Risk construction delivery method.



Project Scope and Budget | Adjustment

Administrative clarification of votes previously taken by the Board for the Project Funding Agreements to adjust the reimbursement rate to reflect actual incentive points due to each district.

Neither clarification requires an increase to the maximum Total Facilities Grant previously authorized.

Project Scope and Budget Adjustment				
District	School	Previous Board Authorization	Previous Reimbursement Rate	Adjusted Reimbursement Rate
Danvers	Danvers High School	September 30, 2009	56.11%	57.00%
Shrewsbury	Sherwood Middle School	January 27, 2010	53.16%	54.16%



Project Scope and Budget | Franklin

Franklin High School

- Built in 1971
- Model School
- Proposed Square Footage: 306,543 sf
- Grades 9-12
- District Total Project Budget: \$104,649,876
- Basis of Maximum Grant Amount: \$91,663,992
- Reimbursement Rate: 59.52%*
- Estimated MSBA Maximum Grant Amount: \$54,558,408
- Town Override: March 27, 2012

*The MSBA has provisionally included two (2) incentive points for energy efficiency, subject to the District meeting certain sustainability requirements for the project. If the District does not meet the requirements for the energy efficiency, the District will not qualify for these incentive points, and the MSBA will adjust the reimbursement rate accordingly.



Project Scope and Budget | Franklin

Franklin High School





Project Scope and Budget | Lynnfield

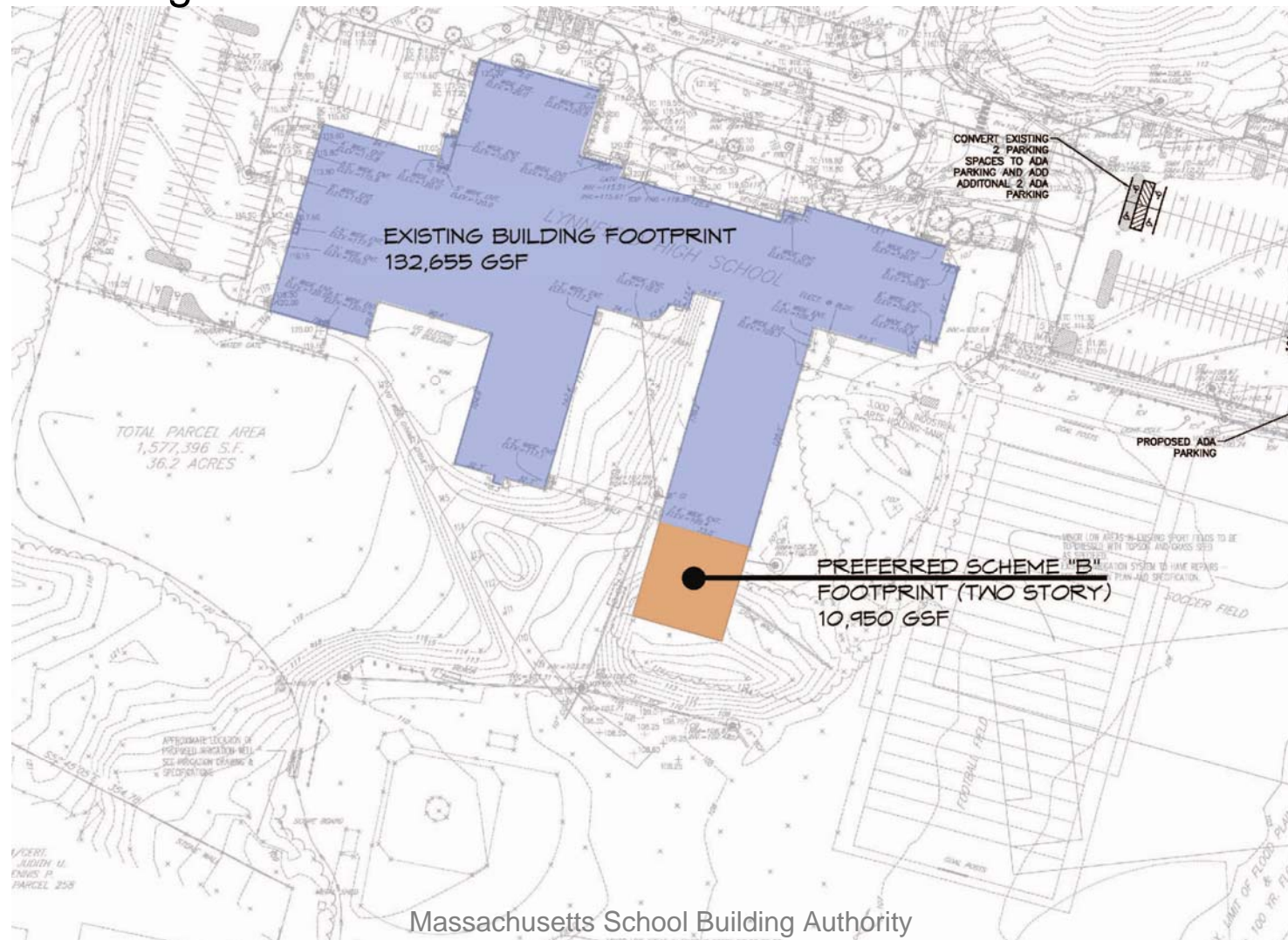
Lynnfield High School

- Built in 1964 (renovated 2003)
- Addition
- Proposed Square Footage: 143,605 sf
- Grades 9-12
- District Total Project Budget: \$4,500,044
- Basis of Maximum Grant Amount: \$4,225,106
- Reimbursement Rate: 43.94%
- Estimated MSBA Maximum Grant Amount: \$1,856,512
- Town Meeting Vote: October 18, 2010 (approved)



Project Scope and Budget | Lynnfield

Lynnfield High School





Project Scope and Budget | North Reading

North Reading Middle-High School

- High School opened in 1955, Middle School built in 1964
- Addition / Renovation
- Proposed Square Footage: 267,939 sf
- Grades 6-12
- District Total Project Budget: \$107,727,074
- Basis of Maximum Grant Amount: \$91,498,884
- Reimbursement Rate: 51.49%* **
- Estimated MSBA Maximum Grant Amount: \$47,112,775
- Town and City Council Meetings: March 19, 2012
- Town and City Council Votes: March 24, 2012

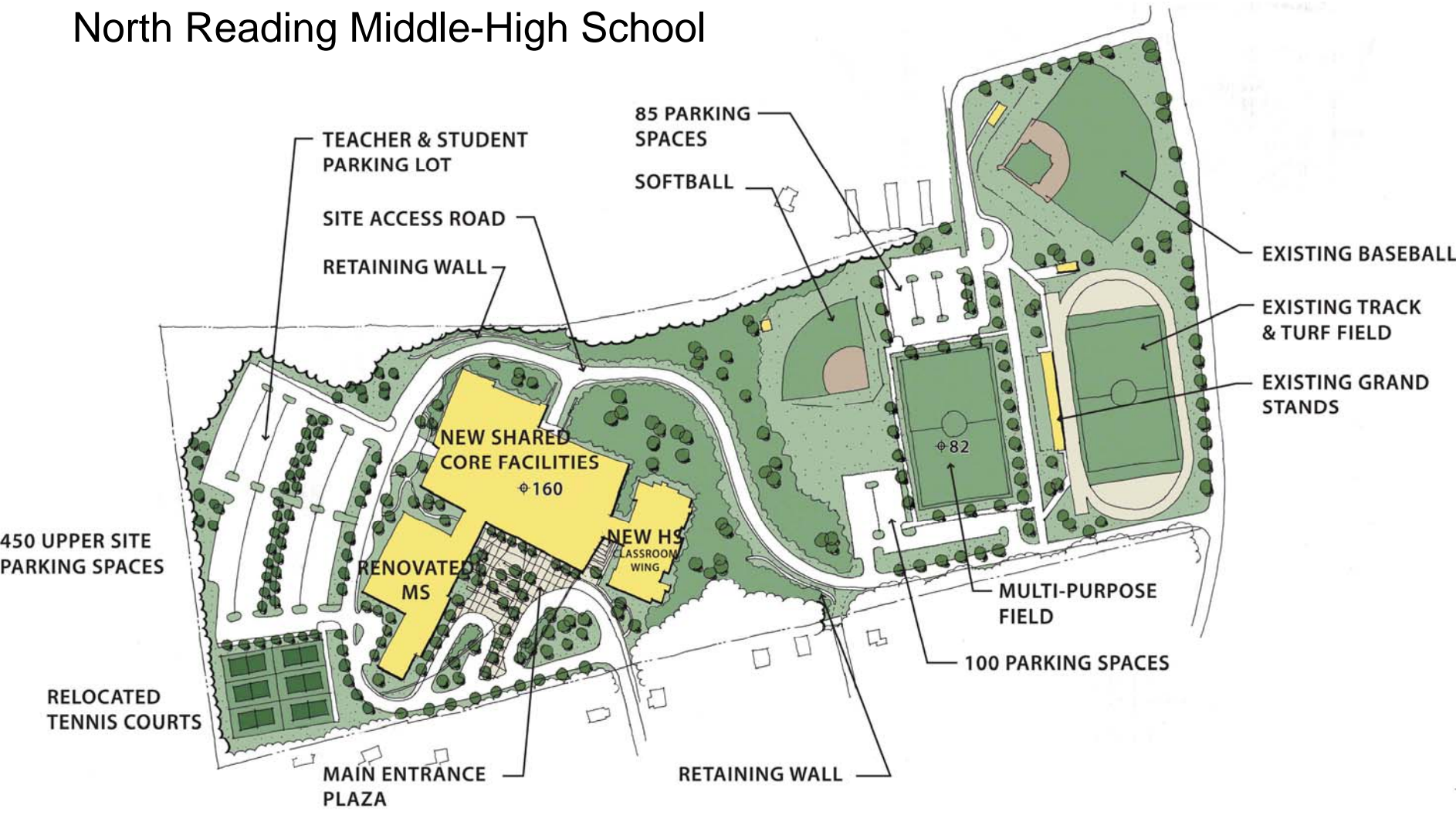
*The MSBA has provisionally included two (2) incentive points for energy efficiency, subject to the District meeting certain sustainability requirements for the project. If the District does not meet the requirements for the energy efficiency, the District will not qualify for these incentive points, and the MSBA will adjust the reimbursement rate accordingly.

**The Reimbursement Rate for the project includes one (1) incentive reimbursement point, contingent upon approval from the Office of the Inspector General to utilize the Construction Manager at Risk construction delivery method.



Project Scope and Budget | North Reading

North Reading Middle-High School





Project Scope and Budget |

Southern Worcester County Regional Voc Tech

Bay Path Regional Vocational Technical High School

- Built in 1972
- Addition / Renovation
- Proposed Square Footage: 249,521 sf
- Grades 9-12
- District Total Project Budget: \$73,722,405
- Basis of Maximum Grant Amount: \$66,029,041
- Reimbursement Rate: 67.41%* **
- Estimated MSBA Maximum Grant Amount: \$44,510,177
- District (10 towns) Meeting Date: June 29, 2012
- Special Election Ballot: September 1, 2012
 - The District includes a total of ten (10) member communities, including the towns of Auburn, Charlton, Dudley, North Brookfield, Oxford, Paxton, Rutland, Southbridge, Spencer, and Webster, and requests an extension of up to 100 days beyond the 120 day deadline, to September 1, 2012, in order to accommodate anticipated town meeting schedules.

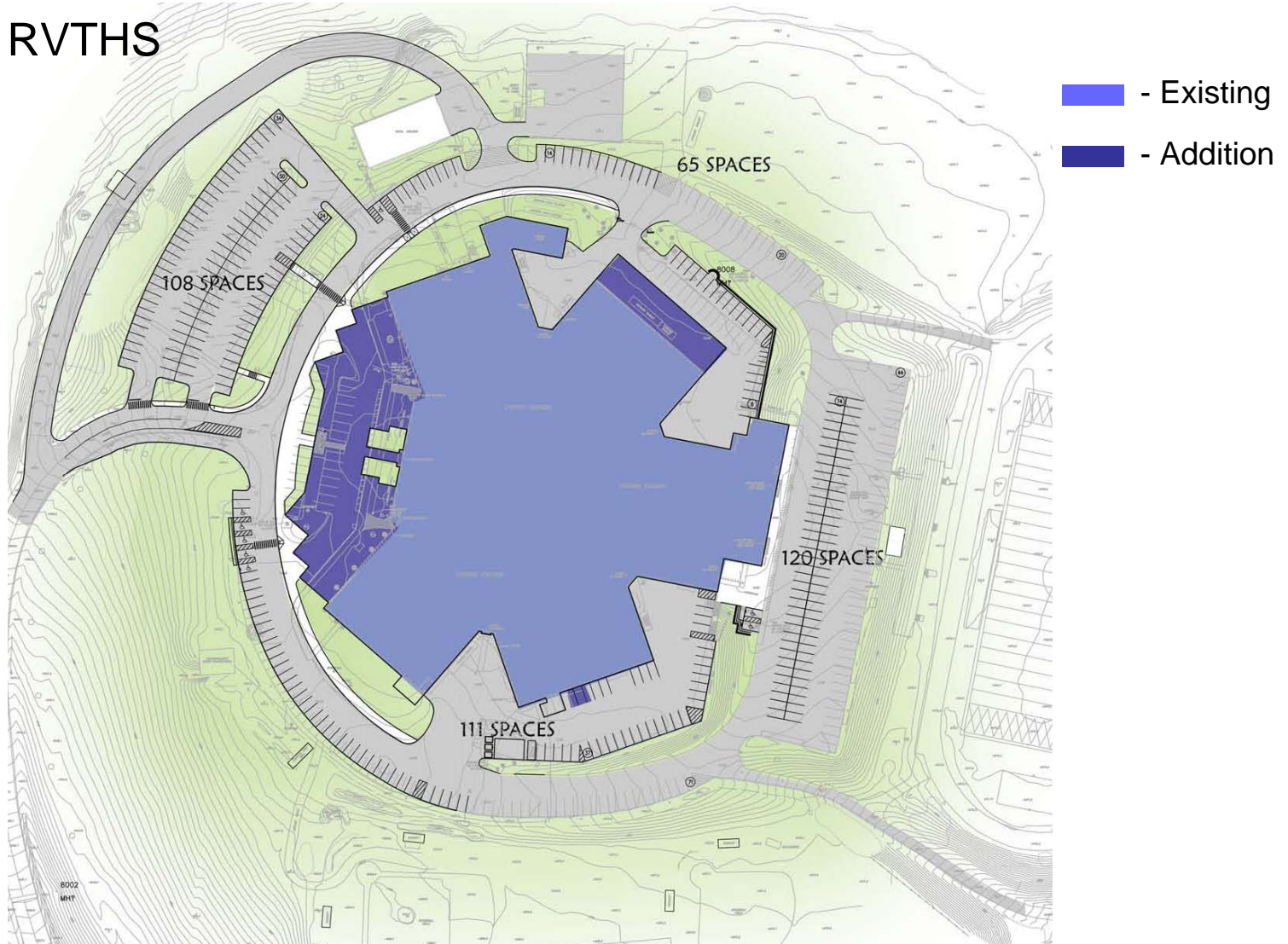
*The MSBA has provisionally included two (2) incentive points for energy efficiency, subject to the District meeting certain sustainability requirements for the project. If the District does not meet the requirements for the energy efficiency, the District will not qualify for these incentive points, and the MSBA will adjust the reimbursement rate accordingly.

**The Reimbursement Rate for the project includes one (1) incentive reimbursement point, contingent upon approval from the Office of the Inspector General to utilize the Construction Manager at Risk construction delivery method.



Project Scope and Budget | Southern Worcester County Regional Voc Tech

Bay Path RVTHS





Project Scope and Budget | Stoneham

Stoneham Middle School

- Built in 1954
- Addition / Renovation
- Proposed Square Footage: 136,410 sf
- Grades 5-8
- District Total Project Budget: \$40,582,390
- Basis of Maximum Grant Amount: \$36,931,465
- Reimbursement Rate: 57.50%* **
- Estimated MSBA Maximum Grant Amount: \$21,235,592
- Town Meeting Date: February 7, 2012
- Special Election Ballot: February 7, 2012

*The MSBA has provisionally included two (2) incentive points for energy efficiency, subject to the District meeting certain sustainability requirements for the project. If the District does not meet the requirements for the energy efficiency, the District will not qualify for these incentive points, and the MSBA will adjust the reimbursement rate accordingly.

**The Reimbursement Rate for the project includes one (1) incentive reimbursement point, contingent upon approval from the Office of the Inspector General to utilize the Construction Manager at Risk construction delivery method.



Project Scope and Budget | Williamsburg

Anne T. Dunphy Elementary School

- Built in 1953
- Addition / Renovation
- Proposed Square Footage: 37,859 sf
- Grades K-6
- District Total Project Budget: \$12,923,689
- Basis of Maximum Grant Amount: \$11,198,842
- Reimbursement Rate: 61.86%*
- Estimated MSBA Maximum Grant Amount: \$6,924,167
- Special Town Meeting Date: February 27, 2012
- Special Election Ballot: April 2, 2012

*The MSBA has provisionally included two (2) incentive points for energy efficiency, subject to the District meeting certain sustainability requirements for the project. If the District does not meet the requirements for the energy efficiency, the District will not qualify for these incentive points, and the MSBA will adjust the reimbursement rate accordingly.



Project Scope and Budget | Williamsburg

Anne T. Dunphy Elementary School





Removal from Capital Pipeline

Vote - Capital Pipeline Project Removal			
District	School	Scope	Invite Date
Hopkinton	Center Elementary School	New	November 28, 2007
Northeast Metro Regional School District	Northeast Metro Regional Vocational Technical High School	Renovation	July 29, 2009



Removal from Green Repair Program

- A total of 17 projects have withdrawn from the Green Repair Program, leaving a total of 170 projects in the Program.

District	School	Project Scope	Board Invitation Date	PFA Authorization Date	Total Project Budget	Reimbursement Rate	Maximum Facilities Grant
Haverhill	Hunking Middle School	Windows	November 17, 2010	July 27, 2011	\$1,418,810	71.91%	\$1,003,346
	Greenleaf Elementary School	Roof	November 17, 2010	July 27, 2011	\$514,869	71.91%	\$364,277

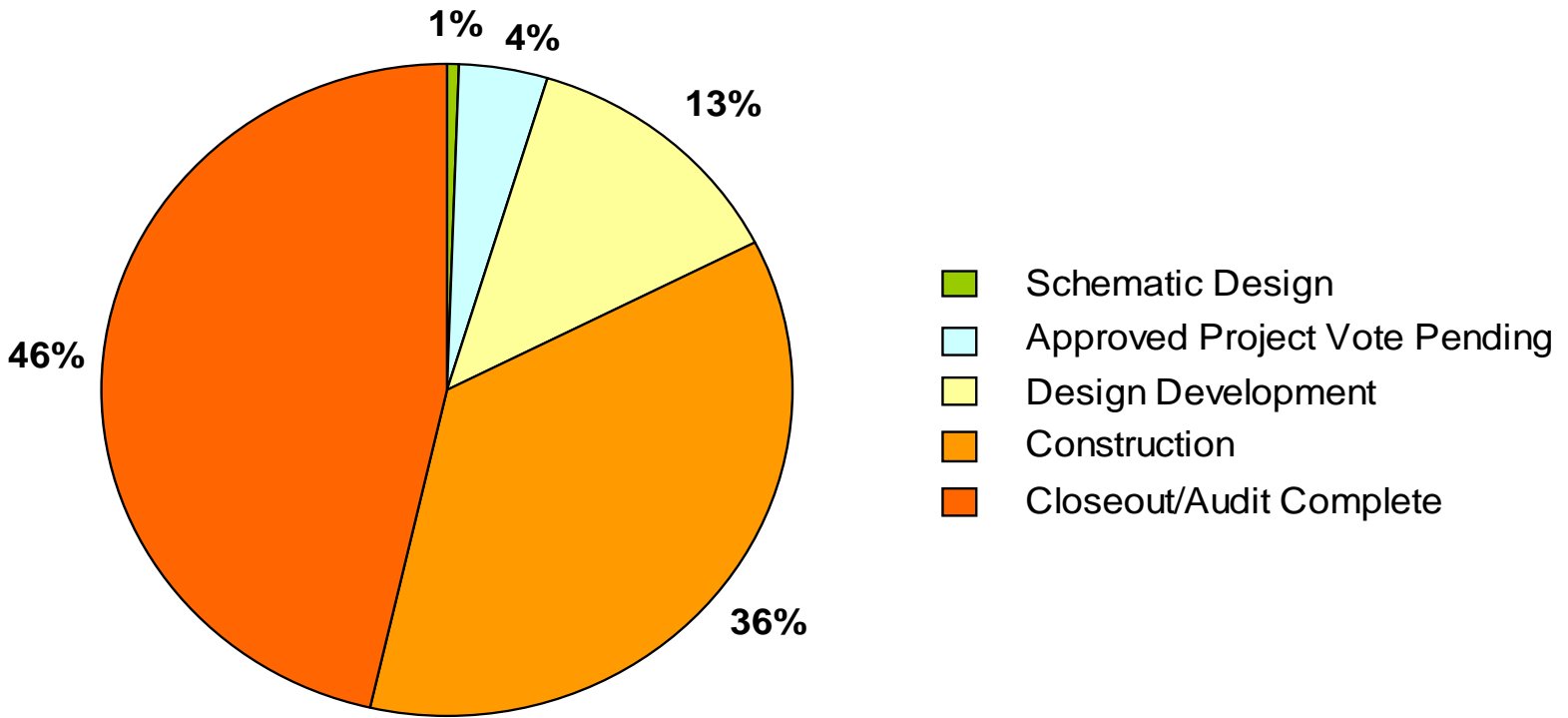
- These are the first projects to withdraw from the Green Repair Program after receiving authorization for a Project Funding Agreement. The program totals have been adjusted accordingly.



Green Repair | Project Funding Agreement*

Green Repair Project Phase

99% - 169 projects authorized for PFA
Total Project Budgets \$366,647,225
Total Maximum Facilities Grants \$222,885,257



* The Total Projects authorized for a PFA, Total Projects Budget, and Total Maximum Facilities Grants have been reduced to reflect the withdrawal of the Hunking Middle School and Greenleaf Elementary School Projects in Haverhill



Summary of Bid Data*

- During the past month, 26 Projects were scheduled to receive bids including: 10 roof projects; 10 window projects; and 6 boiler projects.
- The following is a forecast of the projects going out to bid between February 1, 2012 – April 31, 2012:

	Roofs	Windows	Boilers
February	7	8	3
March	4	4	1
April	2	0	1
Total Remaining Bids	13	12	5

- Of the Roof bids reviewed, 77% have come in under budget.
- Of the Window bids reviewed, 70% have come in under budget.
- Of the Boiler bids reviewed, 41% have come in under budget.

*Bid results are compared to the estimated construction budgets proposed by each district's consultants for approval by the MSBA Board of Directors for a Project Funding Agreement.



Summary of Labor Data

Labor data is also being tracked, and according to information collected thus far 56 completed projects created approximately 22,927 days of work.**

Scope	Number of Projects	Construction Budget	Square Footage	Days of Work*
Roof	34	\$44,715,472	1,919,727	15,439
Window	8	\$4,301,658	48,056	3,383
Boiler	12	\$8,247,138	1,344,271	2,670
Roof, Window, Boiler	2	\$4,401,552	96,505	1,435
Total	56	\$61,665,820	3,408,559	22,927

After all 2011 data is compiled and reviewed, MSBA staff will use this information to assess the number of employment opportunities created in 2011 and generate a forecast for 2012 employment opportunities created by the Green Repair Program.

** 1 day of work assumes 8 hours of labor



Summary of Labor Data

Thus far, we have seen that these projects offered employment opportunities for various construction trades including: carpenters, electricians, masons, plumbers, roofers, HVAC technicians, and sheet metal workers.

Trade	Tradespeople	Laborer
Division 3 - Concrete	250	218
Division 4 - Masonry	704	244
Division 5 - Metals	17	32
Division 6 - Woods, Plastics and Composites	190	0
Division 7 - Thermal and Moisture Protection	13,652	505
Division 8 - Openings	2,840	615
Division 9 - Finishes	179	81
Division 22 - Plumbing	485	20
Division 23 - HVAC	1,232	405
Division 25 - Integrated Automation	198	74
Division 26 - Electrical	258	76
Other	317	335
Total	20,322	2,605



2012 SOI Update

- FY 2012 Statement of Interest (SOI) Process Opened on October 3, 2011 and Closed on January 11, 2012

- Filing options for Districts:
 - Submit new SOI
 - Re-submit a previously filed SOI
 - Recertify a 2011 SOI



SOI Submissions

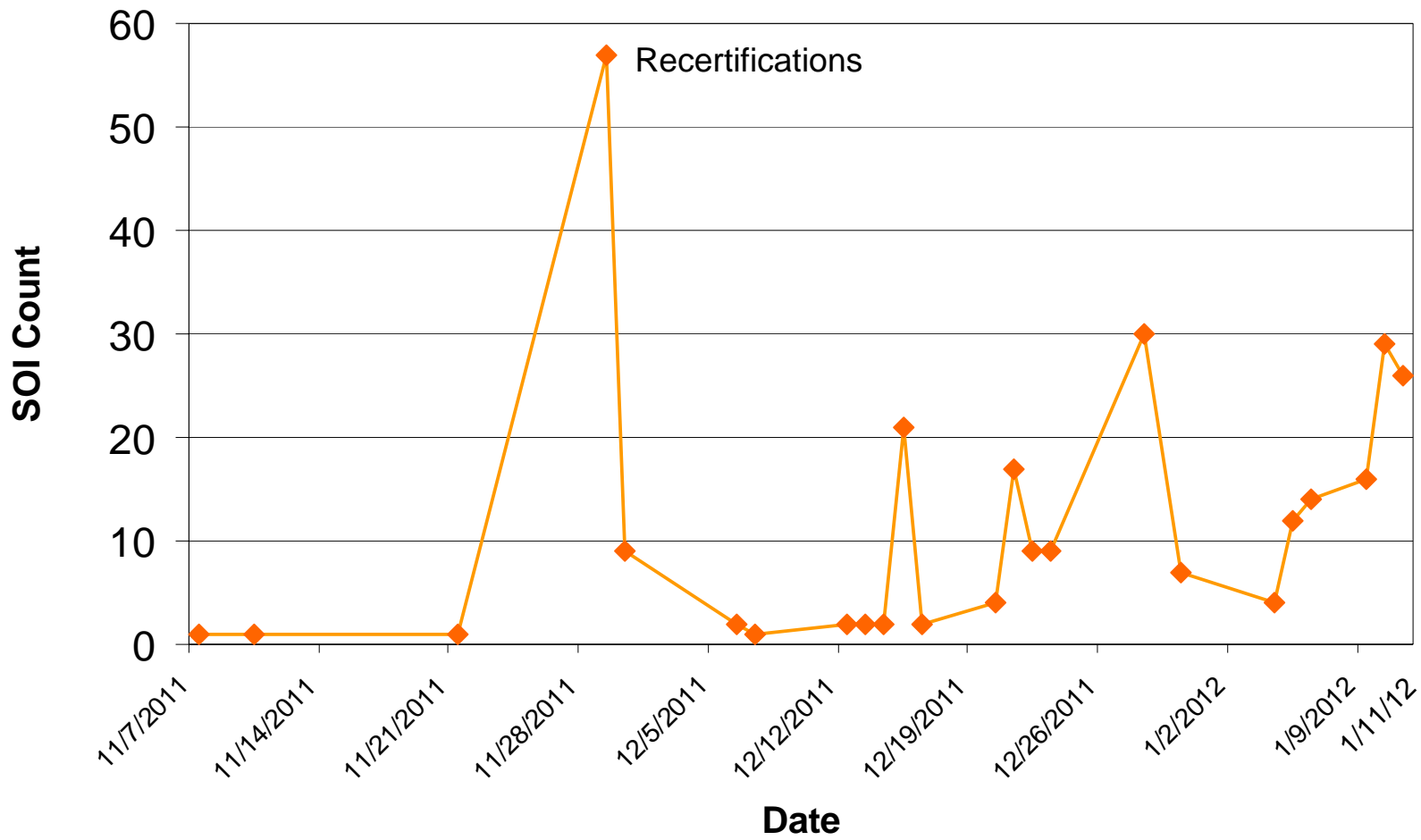
- 280 Statements of Interest have been filed by 121 Districts:
 - 94 are recertified FY 2011 SOIs
 - 114 are re-submittals and have been filed in previous years
 - 72 are SOIs that have been filed for the first time



SOI Submissions by Date

SOI Submissions by Date

Count 280





Potential Project Scope

Potential Project Scope

- New Construction
- Addition/Renovation
- Repair
- Science Lab Initiative

District-identified scope for the 280 SOIs

- New Construction - 31
- Addition/Renovation - 72
- Repair - 164
- Science Lab Initiative - 13



Districts Filing Multiple SOIs

- Worcester – 31
- Springfield – 23
- Newton – 16
- Braintree – 9
- Taunton – 8
- Fitchburg – 7
- Chelmsford, New Bedford – 5
- Bridgewater-Raynham, Gardner, North Attleborough, Easton – 4



SOI Next Steps

- Internal review of proper SOI submittal (underway)
- Content Review of SOIs (early February)
 - Assessment of need
 - Accelerated Repair program
 - Focus on district selected priority project
- Senior Studies and district visits (March and April)
- Recommendations to Board (June and July)



Science Labs

13 high schools submitted Science Lab SOIs

- Blackstone Valley Regional School District, Blackstone Valley Regional Vocational Technical High School
- Gardner, Gardner High School
- Holyoke, William J. Dean Vocational Technical High School
- Medford, Medford High School
- Melrose, Melrose High School
- Nashoba Regional, Nashoba Regional High School
- Newton, Newton South High School
- North Attleborough, North Attleboro High School
- Revere, Revere High School
- Saugus, Saugus High School
- Springfield, Springfield Central High School
- Swansea, Joseph Case High School
- Tri County Regional School District, Tri-County Regional Vocational Technical High School



Science Lab Next Steps

- Internal review of proper SOI submittal (underway)
- Content review of SOIs (early February)
 - Assessment of need
 - Eligibility of the facility relative to Science Lab Initiative guidelines
- Review by Science Lab Advisory Committee (late February)
- Visits to the high school facilities (early March)
- Recommendations to the Board of Directors at the June Board Meeting



2011 Year Ending Project Stats

- More than 250 project visits, check presentations, and ground breakings
- 20 bids received in 2011 with a bid savings of \$29.8 million and a potential grant savings of \$18.9 million
 - 12 General Contractor Bids and 8 GMP's Executed
 - Project Budgets of \$896.6 million
 - Construction Budget of \$688.6 million
- 14 buildings substantially complete in 2011
 - 1 Model School – Norwood HS
 - 7 New Schools – Belmont (Wellington ES), Burlington (Memorial ES), Hanover HS, Middleton (Howe-Manning ES), Wayland HS, Woburn (Goodyear ES), Worcester North HS
 - 4 Addition/Renovation – Beverly HS, Rochester (Memorial ES), Shawsheen Valley VTHS, Taunton (Parker MS/HS)
 - 2 Repairs – Foxborough HS, Marshfield (Governor Winslow ES)



Project Estimate vs. Bid Amount

- 20 Bids Received in 2011**

District	School	Scope	Bid Date	Construction Estimate ***	Bid Amount ***	Variance from Project Estimate	Reimbursement Rate	Potential Grant Variance *
So. Shore RVT	Regional VTHS	Repair	Jan-11	\$2,642,370	\$2,311,007	\$331,363	52.06%	\$172K
Marshfield	Edwards Winslow ES	Repair	Jan-11	\$1,868,688	\$1,606,479	\$262,209	46.37%	\$122K
Southbridge	Southbridge HS	New	Jan-11	\$60,165,207	\$57,397,363	\$2,767,844	80.00%	\$606K
Carlisle	Carlisle K-8	Add/Reno	Feb-11	\$15,644,463	\$14,889,000	\$755,463	40.00%	\$302K
**Grafton	Memorial Sr HS	New	Dec-10	\$57,444,991	\$54,003,913	\$3,441,078	56.89%	\$1.87M
**Rockland	J. Rogers MS/HS	New	Dec-10	\$66,525,788	\$64,623,632	\$1,902,156	64.26%	\$1.22M
Shrewsbury	Sherwood MS	New	Feb-11	\$37,025,358	\$33,076,286	\$3,949,072	54.16%	\$1.48M
Uxbridge	Uxbridge HS	New	Mar-11	\$34,469,807	\$35,265,819	-\$796,012	57.53%	\$0
Burlington	Marshall Simonds MS	Add/Reno	Mar-11	\$24,683,286	\$24,612,440	\$70,846	54.01%	\$142K
Berlin-Boylston	Tahanto MS/HS	New	Apr-11	\$34,180,397	\$31,287,000	\$2,893,397	51.21%	\$1.48M
Total				\$812,785,208	\$782,899,477	\$29,885,731	-	\$18.9M

*These numbers are based on preliminary information received from the district and are subject to further review and calculation.

**FSB opened in 2010 but GMP finalized in 2011. Bid savings reported as part of 2011 total.

***The construction estimate and bid amount do not include pre-construction services and alternatives.



Project Estimate vs. Bid Amount (continued)

- 20 Bids Received in 2011**

District	School	Scope	Bid Date	Construction Estimate ***	Bid Amount ***	Variance from Project Estimate	Reimbursement Rate	Potential Grant Variance *
Longmeadow	Longmeadow HS	New	May-11	\$63,773,974	\$62,898,149	\$875,825	51.84%	\$454K
Sutton	Sutton MS	New	May-11	\$46,356,674	\$40,175,700	\$6,180,974	55.39%	\$3.42M
Easthampton	Easthampton HS	New	May-11	\$33,463,815	\$30,451,000	\$3,012,815	63.84%	\$1.92M
Leominster	Leominster Sr. HS	Add/Reno	Jun-11	\$32,709,051	\$33,236,000	-\$526,949	51.84%	\$0
Maynard	Maynard HS	New	Jul-11	\$35,628,582	\$36,650,000	-\$1,021,418	56.42%	\$0
East Bridgewater	East Bridgewater HS	New	Aug-11	\$60,320,137	\$61,054,000	-\$733,863	64.94%	\$0
Hudson	John F. Kennedy MS	New	Sep-11	\$34,820,243	\$34,850,690	-\$30,447	58.11%	\$0
Brookline	Heath ES	Add/Reno	Sep-11	\$7,016,849	\$6,075,000	\$941,849	39.93%	\$376K
Fall River	Morton MS	New	Oct-11	\$42,458,029	\$37,659,475	\$4,798,554	80.00%	\$3.84M
West Springfield	West Springfield HS	New	Nov-11	\$73,295,000	\$70,461,000	\$2,834,000	80.00%	\$2.27M
Medway	Medway MS	Repair	Nov-11	\$18,217,278	\$17,876,231	\$341,047	50.79%	\$2K
Adams-Cheshire	Hoosac Valley MHS	Add/Reno	Nov-11	\$30,075,221	\$32,439,293	-\$2,364,072	78.31%	\$0
Total				\$812,785,208	\$782,899,477	\$29,885,731	-	\$18.9M

*These numbers are based on preliminary information received from the district and are subject to further review and calculation.

**FSB opened in 2010 but GMP finalized in 2011. Bid savings reported as part of 2011 total.

***The construction estimate and bid amount do not include pre-construction services and alternatives.



Estimated Bid Dates

2011

- Denotes bid phase in progress or complete

DISTRICT	DESIGN BASIS FOR ENROLLMENT	PROJECT BUDGET <small>Shown in Millions</small>	CONSTRUCTION BUDGET <small>Shown in Millions</small>	Open / Union Shop	JAN	FEB	MAR	APR	MAY	JUN	JUL	AUG	SEP	OCT	NOV	DEC
<small>*Projects Considering the CM @ Risk Method</small>																
*SOUTHBRIDGE	1050	\$76.5	\$60.1	U	Southbridge HS New Construction: Filed-Sub Bids rcv'd 1/7. GMP Issued 2/7.											
*SHREWSBURY	900	\$47.3	\$37.0	U	Sherwood MS New Construction: Filed-Sub Bids rcv'd 2/7. GMP Issued 5/10.											
SO. SHORE RVT	595	\$3.2	\$2.6	U	Regional VTHS Repair: Filed-Sub Bids rcv'd 1/7. G.C. Bids rcv'd 1/18. NTP issued 5/9.											
CARLISLE	700	\$20.0	\$15.6	O	Carlisle ES Addition/Renovation: Filed-Sub Bids rcv'd 1/26. G.C. Bids rcv'd 2/4. NTP Issued 2/9.											
MARSHFIELD	485	\$2.4	\$2.0	O	Marshfield Edward Winslow ES Repair: Filed-Sub Bids rcv'd 1/14. G.C. Bids rcv'd 1/21. NTP Issued 2/12.											
*UXBRIDGE	600	\$43.0	\$34.4	U	Uxbridge HS New Construction: Early Site & Steel Package rcv'd 1/13. Filed-Sub Bids rcv'd 3/17. GMP Issued 3/31.											
*BURLINGTON	880	\$32.9	\$24.7	O	Marshall Simonds MS Addition/Renovation: Filed-Sub Bids rcv'd 3/22. GMP Issued 4/12.											
BERLIN / BOYLSTON	560	\$44.0	\$34.2	O	Tahanto MS/HS New Construction: Filed-Sub Bids rcv'd 4/7. G.C. Bids rcv'd 4/20. NTP issued 5/10.											
EASTHAMPTON	510	\$43.7	\$33.5	U	Easthampton HS New Construction: Filed-Sub Bids rcv'd 4/20. G.C. Bids rcv'd 5/6. NTP issued 5/16.											
*LONGMEADOW	1000	\$78.5	\$63.8	U	Longmeadow HS New Construction: Filed-Sub Bids rcv'd 4/26. GMP issued 5/12.											
SUTTON	840	\$59.9	\$46.4	U	Sutton MS New Construction: Filed-Sub Bids rcv'd 5/4. G.C. Bids rcv'd 5/18. NTP issued 5/26.											
*LEOMINSTER	1805	\$45.9	\$32.7	U	Leominster HS Addition/Renovation: Filed-Sub Bids rcv'd 6/2. GMP issued 6/23.											
*ADAMS/CHESHIRE	805	\$40.6	\$30.0	U	Hposac Valley MHS Addition/Renovation: Filed-Sub Bids rcv'd 10/14. GMP issued 11/17.											
MAYNARD	410	\$45.8	\$35.6	U	Maynard HS New Construction: Filed-Sub Bids rcv'd 7/13. G.C. Bids rcv'd 7/27. NTP issued 8/18.											
HUDSON	715	\$44.1	\$34.8	U	JFK MS New Construction: Filed-Sub Bids rcv'd 8/29. G.C. Bids rcv'd 9/14. NTP issued 9/28.											
*MEDWAY	853	\$22.1	\$18.2	O	Medway MS Repair: Early Demo & Abatement, Steel & Concrete Packages rcv'd 9/13. Filed-Sub Bids rcv'd 9/29. GMP issued 12/15.											
EAST BRIDGEWATER	950	\$77.1	\$60.3	U	East Bridgewater Junior/Senior HS New Construction: Filed-Sub Bids rcv'd 7/19. G.C. Bids rcv'd 8/4. NTP issued 8/10.											
BROOKLINE	560	\$8.8	\$7.0	O	Brookline Heath ES Addition/Renovation: Filed-Sub Bids rcv'd 8/29. G.C. Bids rcv'd 9/13. NTP issued 9/29.											
WEST SPRINGFIELD	1270	\$107.6	\$73.3	U	West Springfield HS New Construction: Filed-Sub Bids rcv'd 10/27. G.C. Bids Due 11/10. NTP issued 11/22.											
FALL RIVER	625	\$53.2	\$42.4	U	Fall River Morton MS New Construction: Filed-Sub Bids rcv'd 10/6. G.C. Bids rcv'd 10/31. NTP issued 11/30.											
Subtotal	16,113	\$896.6	\$688.6													
GRAND TOTAL	16,113	\$896.6	\$688.6													
Number of Construction-Related Employment					3,443											



2012 The Year Ahead

Eligibility Period

- 15 projects in Eligibility Period

Capital Pipeline – 306 Projects

- 4 projects in Local Clearance
- 16 projects in Consultant Selection
- 33 projects in Feasibility Study/Schematic Design
- 47 projects in Design Development
- 98 Projects in Construction
- 100 Projects in Closeout or Complete
- 8 Final Audits Recently Approved

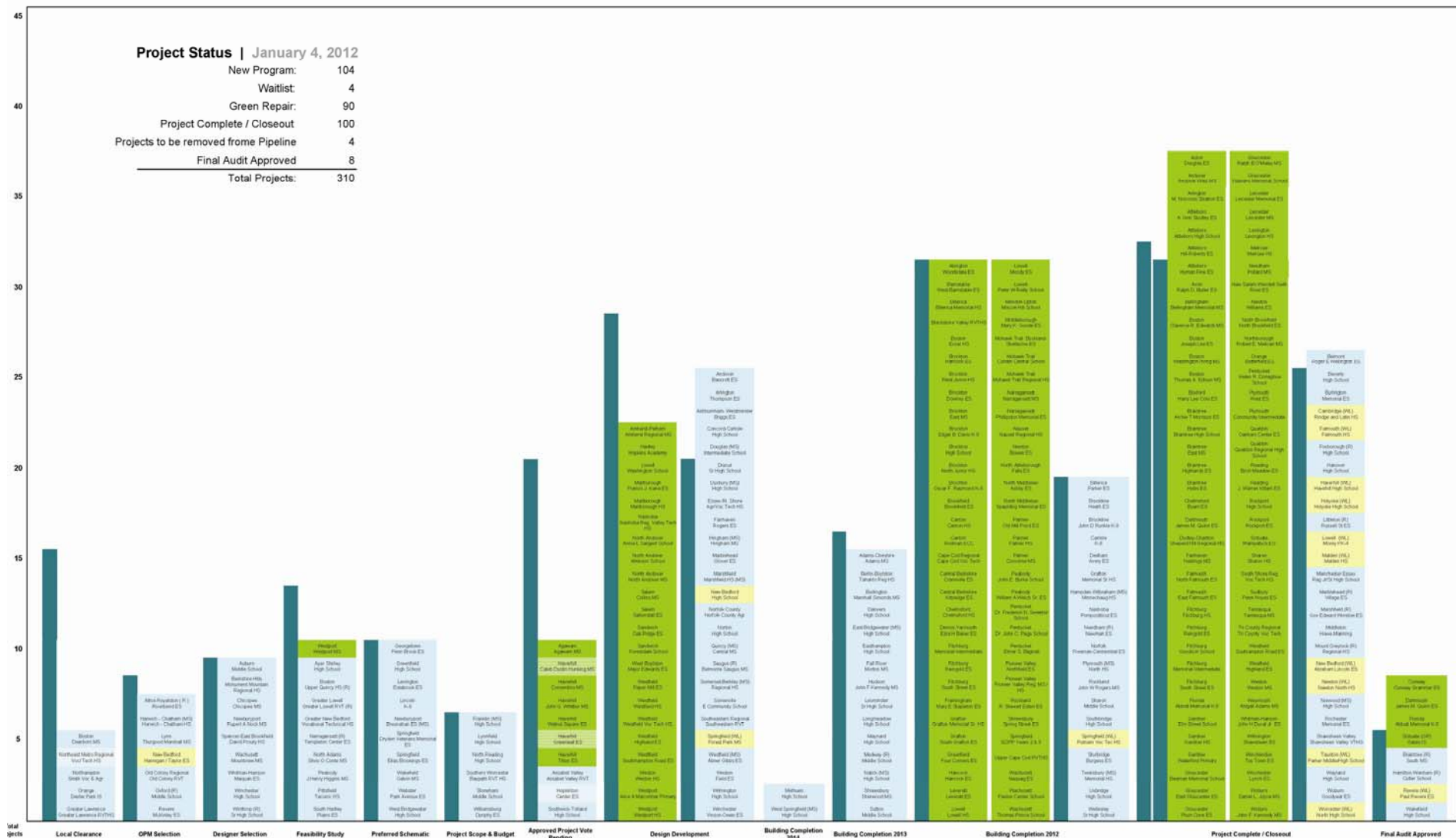


MSBA Capital Pipeline

Project Status | January 4, 2012

- New Program: 104
- Waitlist: 4
- Green Repair: 90
- Project Complete / Closeout: 100
- Projects to be removed from Pipeline: 4
- Final Audit Approved: 8

- Total Projects: 310





Local Clearance – Eligibility Period

District Action Required

- Two enrollments completed this period
- Project enrollments complete for 104,035 students
- Four Districts are completing prerequisites, have secured local authorizations and funding and are progressing in the capital pipeline
 - Athol-Royalston, Harwich-Chatham, Lynn, Oxford
- Seven Districts are to be re-categorized from Feasibility Study to Eligibility Period
 - Abington, Chelsea, Gloucester, Holbrook, Lunenburg, Minuteman Regional School District, Westborough
- Four Districts remain in Local Clearance pending District action.
 - Boston, Northampton, Orange, Greater Lawrence
- One District to be Removed from the Capital Pipeline at today's Board meeting
 - Northeast Metro Regional Voc Tech



Professional Services Procurement

- Districts currently are procuring professional services for 16 projects
 - Three Districts completed OPM Procurement this period
 - Berkshire Hills, Winchester, Wachusett
 - Seven Districts are actively procuring Owner's Project Manager (OPM) services for Seven projects
 - Athol-Royalston, Harwich-Chatham, Lynn, New Bedford (Taylor ES), Old Colony RVTHS, Oxford, Revere
 - Over \$84 million in OPM fees to date
 - Three Districts participated in DSP and selected designers this period
 - South Hadley, Greater Lowell RVTHS, Ayer-Shirley
 - Nine Districts are in the process of selecting a designer
 - Six Districts scheduled for upcoming DSP meetings – Auburn, Chicopee, Newburyport (Nock ES), Spencer-East Brookfield, Whitman-Hanson, Winthrop
 - Three Districts are working with the MSBA to develop a designer request for services – Berkshire Hills, Winchester, Wachusett
 - Over \$207.6 million in designer fees to date



Feasibility Study

- Districts are working with MSBA staff on a total of 19 projects to define the scope of a proposed project for MSBA Board consideration*
 - Ten Districts are performing feasibility studies to determine their preferred solution
 - 3 elementary schools: Georgetown, Narragansett, South Hadley
 - 2 middle schools: North Adams, Peabody
 - 5 high schools: Ayer-Shirley, Boston (Upper Quincy), Greater Lowell, Greater New Bedford RVTHS, Pittsfield
 - Four Districts presenting preferred solution at today's Board Meeting
 - Lexington, Lincoln, Webster, West Bridgewater
 - Five Districts are advancing the MSBA Board-approved solution into schematic design
 - 1 high school (1 renovation: Greenfield)
 - 1 middle schools (1 new: Wakefield)
 - 3 elementary school (1 model: Newburyport (Bresnahan), 1 add/reno: Springfield (Dryden), 1 renovation: Springfield (Brookings))
- As a result of today's Board votes, six districts will have worked with the MSBA to establish the scope and budget of their proposed projects
 - 3 high schools (1 model: Franklin, 1 addition: Lynnfield, 1 add/reno: North Reading)
 - 1 regional voc tech high school (1 add/reno: Bay Path RVT)
 - 1 middle school (add/reno: Stoneham)
 - 1 elementary school (1 add/reno: Williamsburg)

*Excludes Green Repair Projects



Design Development and Construction Process

MSBA staff monitor scope, budget, and schedule

- 145 projects at estimated \$3.13 billion total construction cost
 - 47 projects in Design Development (\$1.04 billion)
 - 23 construction projects scheduled to bid in 2012 (\$956.1 million)
 - 98 projects in Construction (\$2.09 billion)
 - 62 Green Repair projects to be completed in 2012
 - 19 New Program/Waitlist projects to be completed in 2012
 - 17 New Program projects to be completed in 2013 and 2014

- Commissioning
 - Eight commissioning consultant contracts executed this period for \$673,884
 - \$13 million in consultant contracts to date



Design Development

- 47 total projects in Design Development
 - 22 Green Repair Program Projects – \$144.87 million
 - 25 New Program Projects – \$890.99 million
 - 10 Elementary Schools
 - Andover, Arlington, Ashburnham-Westminster, Douglas, Fairhaven, Marblehead, Somerville, Westfield, Weston, Winchester
 - 4 Middle Schools
 - Hingham, Quincy, Saugus, Springfield
 - 11 High Schools
 - Concord-Carlisle, Dracut, Duxbury, Essex North Shore Agricultural, Marshfield, New Bedford, Norfolk County Agricultural, Norton, Somerset-Berkley, Southeastern Regional Voc/Tech, Wilmington



Construction Projects

- 98 projects in construction
 - 62 Green Repair Program Projects
 - 36 New Program and Waitlist Projects
 - 9 Elementary Schools
 - Billerica, Brookline (Heath), Brookline (Runkle), Carlisle, Dedham, Nashoba, Needham, Norfolk, Sturbridge
 - 9 Middle and Middle/High Schools
 - Adams-Cheshire, Burlington (Marshall Simonds), Fall River, Hudson, Medway, Rockland, Sharon, Shrewsbury, Sutton
 - 18 High Schools

Add/Reno

Danvers
Leominster
Methuen

New

Berlin-Boylston
Easthampton
Grafton
Longmeadow
Maynard
Southbridge
Springfield Voc/Tech
Uxbridge
Wellesley

Models

East Bridgewater
Hampden-Wilbraham
Natick
Plymouth North
Tewksbury
West Springfield



Summary of Bid Data

Year	Number of Projects	Design Basis for Enrollment	Project Budget	Construction Budget
2009	11	8,188	\$205.6 M	\$171.5 M
2010	33	26,184	\$1.37 B	\$1.07 B
2011	20	16,113	\$896.6 M	\$688.6 M
2012	23	19,757	\$1.26 B	\$956 M
Grand Total	87	70,242	\$3.73 B	\$2.886B

Note: These numbers are based on preliminary information received from the District and are subject to further review and calculation.

- Bids received in November and December 2011:
 - Adams-Cheshire, West Springfield, Fall River, Medway
- Anticipated Bids in 2012:
 - January – East Somerville, Douglas, Winchester
 - February – Ashburnham-Westminster, Dracut, Norfolk County Agricultural, Quincy, Springfield, Southeastern RVT



Estimated Bid Dates

2012

- Denotes bid phase in progress or complete
- Denotes estimated bid dates
- Denotes estimated GMP dates

DISTRICT	DESIGN BASIS FOR ENROLLMENT	PROJECT BUDGET <small>Shown in Millions</small>	CONSTRUCTION BUDGET <small>Shown in Millions</small>	Open / Union Shop	JAN	FEB	MAR	APR	MAY	JUN	JUL	AUG	SEP	OCT	NOV	DEC
<small>*Projects Considering the CM @ Risk Method</small>																
*ASHBURNHAM-WESTMINSTER	520	\$30.0	\$24.8	U												
NORFOLK COUNTY AGRICULTURAL	550	\$28.6	\$22.3													
*SPRINGFIELD-FOREST PARK	660	\$43.4	\$34.0	U												
*SOMERVILLE	500	\$33.2	\$15.2	U												
DOUGLAS	552	\$50.7	\$38.9													
WINCHESTER	420	\$28.7	21.7													
DRACUT	1160	\$60.4	\$47.30													
*SOUTHEASTERN REGIONAL RVT	1370	\$34.2	\$26.5	U												
*NORTON	700	\$34.6	\$27.0	U												
QUINCY	620	\$50.0	\$32.6													
*ESSEX-NS	1440	\$125.0	\$96.50	U												
MARBLEHEAD	425	\$25.9	\$20.2													
ARLINGTON	380	\$20.7	\$15.7													
*ANDOVER	680	\$44.7	\$34.5	U												
*METHUEN	2075	\$99.1	\$74.9													
HINGHAM	1020	\$60.9	\$50.4													
*DUXBURY	1735	\$128.4	\$99.2													
WESTFIELD	600	\$35.9	\$25.2													
SOMERSET BERKLEY	1000	\$82.8	\$66.8													
SAUGUS	725	\$20.3	\$15.7													
MARSHFIELD	1310	\$103.9	\$80.8													
WESTON	355	\$31.5	\$21.5													
*WILMINGTON	960	\$82.7	\$64.4													
Subtotal	19,757	\$1,256	\$956													
GRAND TOTAL	19,757	\$1,256	\$956													
<small>number of construction-related employees Directly Hired</small>																4,781



Building Completion - 2012

- 22 buildings scheduled to be completed in 2012
 - 4 new model schools
 - Hampden-Wilbraham (Minnechaug HS), Natick HS, Plymouth (North HS), Tewksbury HS
 - 9 new schools
 - Berlin-Boylston (Tahanto Regional MS/HS), Billerica (Parker ES), Dedham (Avery ES), Grafton (Memorial HS), Norfolk (Freeman-Centennial ES), Southbridge MS/HS, Springfield (Putnam VTHS), Uxbridge HS, Wellesley HS
 - 8 addition/renovations
 - Adams-Cheshire (Hoosac Valley MS/HA), Brookline (Heath ES), Brookline (Runkle K-8), Carlisle K-8, Nashoba (Pompositticut ES), Rockland (Rogers MS), Sharon MS, Sturbridge (Burgess ES)
 - 1 repair
 - Needham (Newman ES)



Building Completion – January 2012

Sharon Middle School

170,750 sf addition/renovation of an existing facility built in 1963. Projected enrollment of 845 students in grades 6-8.

- OPM: Daedalus
- Designer: Kaestle Boos Associates
- Project Scope & Budget approved September, 2009
- District Total Project Budget: \$49,534,652
- Basis of Total Facilities Grant: \$43,034,146
- Reimbursement Rate: 52.68%
- MSBA Maximum Grant Amount: \$22,670,388

- CM-R: Consigli Construction
- GMP: \$34,676,018
- Bid Savings: \$80,636
- Grant Reduction: \$482,651
- Current Change Orders: 1.80%
- Construction commenced April 1, 2010
- Substantial Completion January 23, 2012
- Project Completion May 2, 2012





Building Completion – January 2012

Dedham - Avery Elementary School

61,000 sf of new construction to serve projected enrollment of 310 students in grades 1-5.

- OPM: Construction Monitoring Services
- Designer: Dore & Whittier Architects
- Project Scope & Budget approved September, 2009
- District Total Project Budget: \$23,366,740
- Basis of Total Facilities Grant: \$21,200,732
- Reimbursement Rate: 50.84%
- MSBA Maximum Grant Amount: \$10,778,452

- CM-R: Consigli Construction
- GMP: \$18,174,210
- Current Change Orders: 4.16%
- Construction commenced October 15, 2010
- Substantial Completion forecast for January 27, 2012
- Project Completion February 27, 2012





Building Completion – January 2012

Wellesley High School

280,000 sf of new construction to serve projected enrollment of 1,500 students in grades 9-12.

- OPM: Ryegate
- Designer: Symmes, Maini & McKee
- Project Scope & Budget approved September, 2008
- District Total Project Budget: \$115,987,739
- Basis of Total Facilities Grant: \$100,293,056
- Reimbursement Rate: 40.00%
- MSBA Maximum Grant Amount: \$40,117,222

- CM-R: Turner Construction
- GMP: \$83,279,182
- Bid Savings: \$15,200,000
- Grant Reduction: \$3,882,778
- Current Change Orders: 1.57%
- Construction commenced August 24, 2009
- Substantial Completion January 22, 2012
- Project Completion May 30, 2012





Audit Status Update

- Former Program Projects
 - MSBA has completed final audits of 773 of the 789 Former Program projects totaling over \$14.5 billion in submitted costs
 - Achieved audit savings of over \$1.1 billion
 - Audited over \$842 million in costs for the 16 remaining Waiting List projects currently submitting monthly requests for reimbursement

- New Program Projects
 - MSBA has completed final audits for 43 projects totaling over \$189 million in submitted costs
 - Audited over \$1.3 billion in costs for the 263 projects currently submitting monthly requests for reimbursement
 - Audited over 245 requests for reimbursement (averaging 25 requests per week) totaling \$227 million since the last Board meeting



Today's Board Vote

Exhibit D

- New Program Final Close-out Audits
 - Attleboro High School
 - Hopkinton Center Elementary School



Attleboro High School Close-out Audit

- New Program/Green Repair
- Window Replacement
- Estimated Budget: \$391,778
- Final Project Costs Submitted: \$387,294
- Total Audited Eligible Project Costs: \$382,762
- Reimbursement Rate: 57.74%
- Final Total Facilities Grant: \$221,007



Hopkinton Center Elementary School Close-out Audit

- New Program Feasibility Study
- Estimated Budget: \$424,211
- Final Project Costs Submitted: \$450,681
- Total Audited Eligible Project Costs: \$424,211
- Reimbursement Rate: 40.00%
- Final Total Facilities Grant: \$169,684



Board Vote | Exhibit D

- New Program Final Audits
 - Attleboro High School
 - Hopkinton Center Elementary School

- Total Grant Value of \$390,691



Grant Payments Update

Since the November 2012 Board of Directors meeting...

- The MSBA has made \$357M grant payments towards 427 projects in 181 school districts
 - New Program: \$96.3M towards 140 projects in 100 districts
 - Prior Grants: \$254.8M towards 284 projects in 125 districts
 - Wait List: \$5.9M towards 3 projects in 3 districts



FY2012 Grant Payments Year-to-Date

- During FY2012 the MSBA has made \$660M grant payments towards 600 projects in 229 school districts
 - New Program: \$275M towards 180 projects in 119 districts
 - Prior Grants: \$309M towards 372 projects in 160 districts
 - Wait List: \$76M towards 48 projects in 33 districts



Sales Tax Update

- FY2012 SMART collections are at YTD benchmark
 - YTD Benchmark: \$332.7M
 - YTD Actual (through Dec 2011 collections): \$332.8M
 - Within .01% of YTD Benchmark
 - Benchmarks assume A&F 10/17 adjusted FY2012 SMART estimate
 - \$664.3M
 - 1.5% growth over FY2011 actual SMART collections

- Administration, House and Senate have reached Consensus Estimate for tax revenue forecast for FY2013
 - SMART Fund estimate: \$689.4M
 - Represents \$25M (3.8%) growth over FY2012 (10/17) estimate of \$664.3M



Monthly SMART Collections

- YTD collections within .01% of YTD benchmark
- December collections exceeded internal benchmark by approx. 6.5%

