

Massachusetts School Building Authority

Steven Grossman
Chairman, State Treasurer

John K. McCarthy
Executive Director



Board Meeting

March 28, 2012

March 28, 2012

www.MassSchoolBuildings.org



Table of Contents

- Executive Director's Report
 - Project Visits and Local Votes
- Project Votes
- Project Overview Report
- Audit Status Update
- Finance Update



Project Visits and Votes

- Since the January 25, 2012 Board meeting, the MSBA has visited 61 districts
- Franklin and North Reading have voted affirmatively to support proposed projects
- Newton, Westboro, and Minuteman Regional have voted affirmatively to appropriate feasibility funds

Project Visits				Groundbreakings / Check Presentations / Topping Off Ceremonies	Project Votes
Adams-Cheshire Attleboro Berlin-Boylston Billerica Blackstone-Millville Boston Bridgewater-Raynham Brookline Burlington Canton Danvers Dedham Dighton-Rehoboth Easthampton Gardner	Grafton Groton-Dunstable Hanover Hudson Holyoke Leominster Longmeadow Lynn Maynard Melrose Middleton Nashoba Natick New Bedford Newburyport	Norfolk North Brookfield North Attleborough Northampton Norton Old Colony Pioneer Valley Plymouth Quabbin Quaboag Revere Rockland Rowe Saugus Sharon	Shawsheen Shrewsbury Somerville Southbridge Springfield-Putnam VTHS Springfield Central HS Sturbridge Sudbury Sutton Swansea Taunton Uxbridge Wayland Wellesley Wilmington	<u>Ground Breaking</u> Norton <u>Topping Off Ceremony</u> Hudson	Franklin Minuteman Regional Newton North Reading Westboro



Project Visits and Votes

Upcoming events anticipated in April and May

Project Visits		Groundbreakings / Check Presentations / Topping Off Ceremonies	Project Votes	
Auburn Berlin-Boylston Brookline Burlington Danvers Grafton Hampden- Wilbraham Leominster Maynard Nashoba	Natick Norfolk Plymouth Rockland Sharon Southbridge Sturbridge Sutton Uxbridge Wayland Wellesley	<p><u>Ground Breakings</u> Ashburnham-Westminster Douglas Essex Agricultural Winchester</p> <p><u>Ribbon Cuttings</u> Dedham Sharon Wellesley</p> <p><u>Topping Off Ceremonies</u> Easthampton East Bridgewater</p>	<p><u>April</u> Abington Newburyport Northboro Stoneham Wareham Williamsburg</p>	<p><u>May</u> Bellingham Greenfield Holbrook Lunenburg Milford North-Middlesex Swampscott Southern Worcester County Wakefield</p>

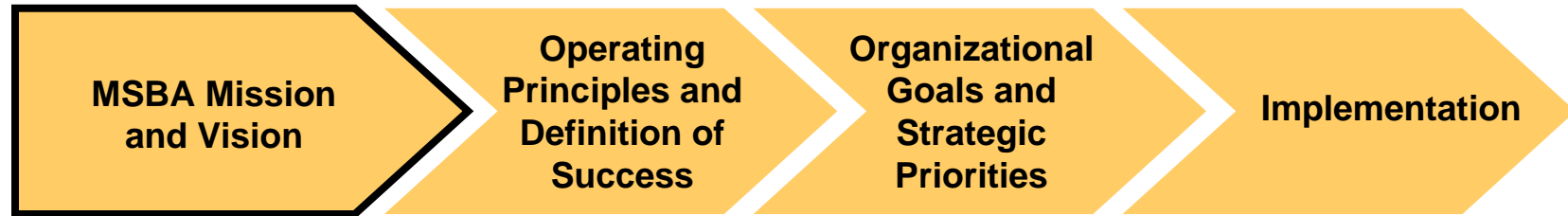


MSBA Strategic Planning





MSBA Mission Statement



Partner with Massachusetts communities to support the design and construction of educationally-appropriate, flexible, sustainable, and cost-effective public school facilities.



Topics Covered within Operating Principles and Definition of Success



Operating Principles

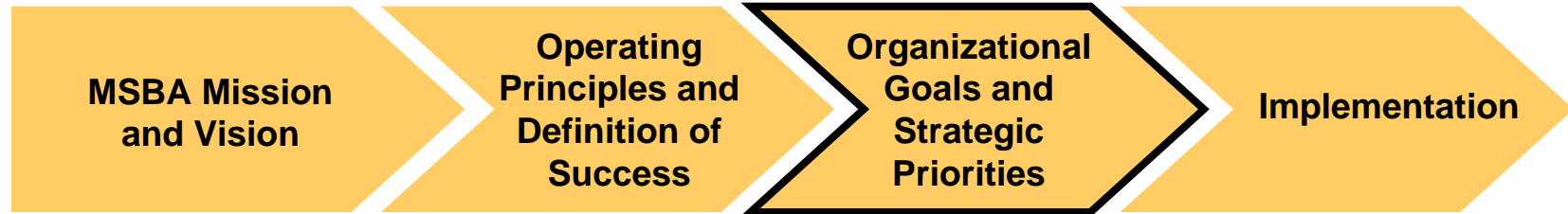
- What types of projects and initiatives do we support?
- How do we prioritize those projects and initiatives?
- What are our guidelines for project funding?
- What is our role in effectively overseeing projects from start to finish?

Definition of Success

- Long-Term (e.g., overall quality of MA school facilities increases)
- Effectiveness (e.g., learn from the outcome of our projects)
- Efficiency (e.g., decisions and business processes are definitive and efficient)
- Staff (e.g., staff are productive and meet their professional development goals)



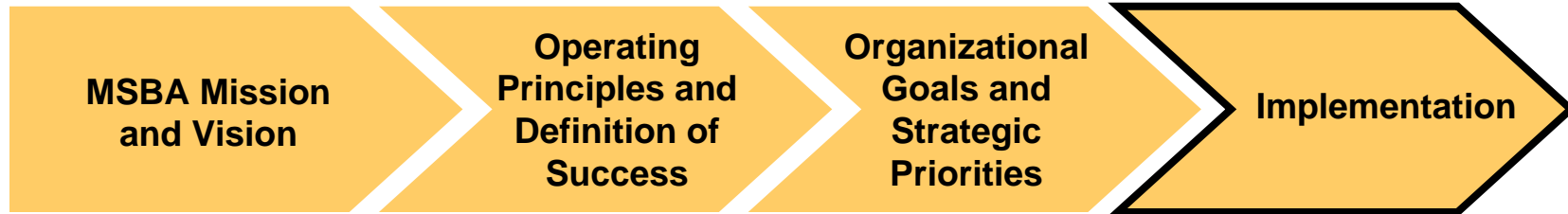
MSBA Goals



MSBA Goals
Execute on all projects in partnership with communities to quality completion
Define, assess, and execute high-priority initiatives
Manage cash flows, including new financing, to ensure adequate funds to finance projects and initiatives
Continue to build MSBA infrastructure to ensure effectiveness and efficiency
Continue to develop the MSBA team
Carefully manage risks



Implementation



Immediate Next Steps

- Roll out to all staff
- Develop cascading goals
- Develop cascading performance measures

Ongoing Activities

- Review and update plan and measures
 - Bi-weekly leadership meetings
 - Regular departmental meetings
 - Semi-annual strategy sessions
- Use performance management system to monitor progress and inform decision making





Invitation to Eligibility Period

District	School	Year Built	Grade	2011/12 Enrollment	Existing Square Footage
Brookline	Edward Devotion School	1922	K-8	781	138,300



Final Recommendations for Districts in Local Clearance

- Two districts have completed the preliminary requirements, appropriated funding, and moved to the consultant selection phase of the Capital Pipeline:

District	School	Invite Date
Boston	Dearborn Middle School	January 27, 2010
Greater Lawrence Regional	Greater Lawrence Technical High School	July 27, 2011

- Two districts, Northampton-Smith Regional (Smith Vocational and Agricultural High School) and Orange (Dexter Park Elementary School) are being recommended for removal from the Capital Pipeline. The MSBA has processed a Declaration of Removal Certification confirming each district's inability to proceed with a potential building project at this time.
- With this Board vote authorizing the removal of the two districts noted above, Local Clearance no longer will be a phase in the Capital Pipeline.



Invitation to Feasibility Study

Districts that have completed all Eligibility Period requirements, appropriated funding, and are recommended to be moved into the OPM Selection phase of the Capital Pipeline.

District	School	Year Built	Grade	Enrollment	Existing Square Footage	District Identified Scope Within Their SOI
Newton	A. E. Angier Elementary School	1919	K-5	465*	51,300	New

*Design Enrollment Certification



SOI Update

- 280 Statements of Interest
 - 8 recertified 2011 SOIs moved into Eligibility Period, based upon FY 2011 SOI Review
 - 13 SOIs are being considered as part of the Science Lab Initiative
 - 69 SOIs moved into consideration for the Accelerated Repair Program, based on review of District's SOI submittal
 - 190 SOIs will be considered through the standard SOI review process



SOI Update

- **Science Lab Initiative – 13**
 - Visits to facilities are underway; 5 have been completed and the remaining 8 are under review with additional visits to be scheduled in April and early May
 - Recommendations anticipated at the June Board meeting
- **Standard SOI – 190**
 - Staff currently reviewing
 - Senior Studies to be conducted in late April and May
 - Recommendations anticipated at the June and July Board meetings
- **Accelerated Repair – 69**
 - Upon initial review of SOIs, 69 were moved into consideration for Accelerated Repair
 - 35 facilities have received visits
 - Recommendations brought forth at today's meeting
 - Additional recommendations anticipated for June Board meeting



Invitation to Accelerated Repair Program

Districts that are recommended for invitation into the Accelerated Repair Program.

District	School	Scope
Blackstone-Millville RSD	Augustine F. Maloney Elementary School	Roof
Blackstone-Millville RSD	Blackstone-Millville Regional High School	Roof
Blackstone-Millville RSD	John F. Kennedy Elementary School	Roof
Bridgewater-Raynham RSD	Bridgewater Middle School	Roof, Window
Bridgewater-Raynham RSD	LaLiberte Elementary School	Roof
Bridgewater-Raynham RSD	L.B. Merrill School	Roof
Easton	Easton Middle School	Roof
Gardner	Gardner Middle School	Boiler
Groton-Dunstable RSD	Groton-Dunstable Regional Middle School	Roof
Leominster	Fall Brook Elementary School	Boiler
Leominster	Southeast Elementary School	Roof, Boiler
Lynn	Breed Middle School	Window
Lynn	Lynn Vocational Technical Institute	Roof



Invitation to Accelerated Repair Program

Districts that are recommended for invitation into the Accelerated Repair Program.

District	School	Scope
North Attleborough	Roosevelt Avenue Elementary School	Window
North Brookfield	North Brookfield Elementary School	Roof
Norton	J.C. Solmonese Elementary School	Roof
Quabbin	Ruggles Lane Elementary School	Roof, Window
Quaboag Regional	Warren Community Elementary School	Boiler
Rowe	Rowe Elementary School	Window
Swansea	Joseph Case Junior High School	Boiler
Westfield	Munger Hill Elementary School	Roof
Westfield	Paper Mill Elementary School	Roof
Weymouth	William Seach Primary School	Boiler
Wilmington	North Intermediate School	Window



Project Scope and Budget

Vote - Project Scope and Budget

District	School	Year Built	Grades	2010/11 Enroll	Projected Enroll	Existing Sq.Ft.	Proposed Square Footage	Project Scope	Total Project Budget	Basis of Estimated Total Facilities Grant	Reimbursement Rate*	Estimated Maximum Total Facilities Grant
Greenfield	Greenfield High School	1957	8-12	478	585	166,740	160,650	New	\$66,325,237	\$52,743,104	80.00%	\$42,194,484
Lexington	Joseph Estabrook Elementary School	1961	K-5	455	540	60,707	91,840	New	\$40,792,248	\$32,870,241	37.27%	\$12,250,739
Newburyport	Bresnahan Elementary School	1956	PK-3	502 (Grades 1-3) 243 (PK-K)	660 (K-3)	58,000	112,517	New-Model	\$38,818,204	\$33,270,540	52.78%	\$17,560,191
Wakefield	General John R. Galvin Middle School	1954	5-8	1,050	1,070	166,880	187,773	New	\$73,960,309	\$59,688,346	54.67%	\$32,631,619

\$219,895,998 \$178,572,231

\$104,637,033

*See District specific slides for conditional reimbursement rate incentive point information



Project Scope and Budget | Greenfield

Greenfield High School

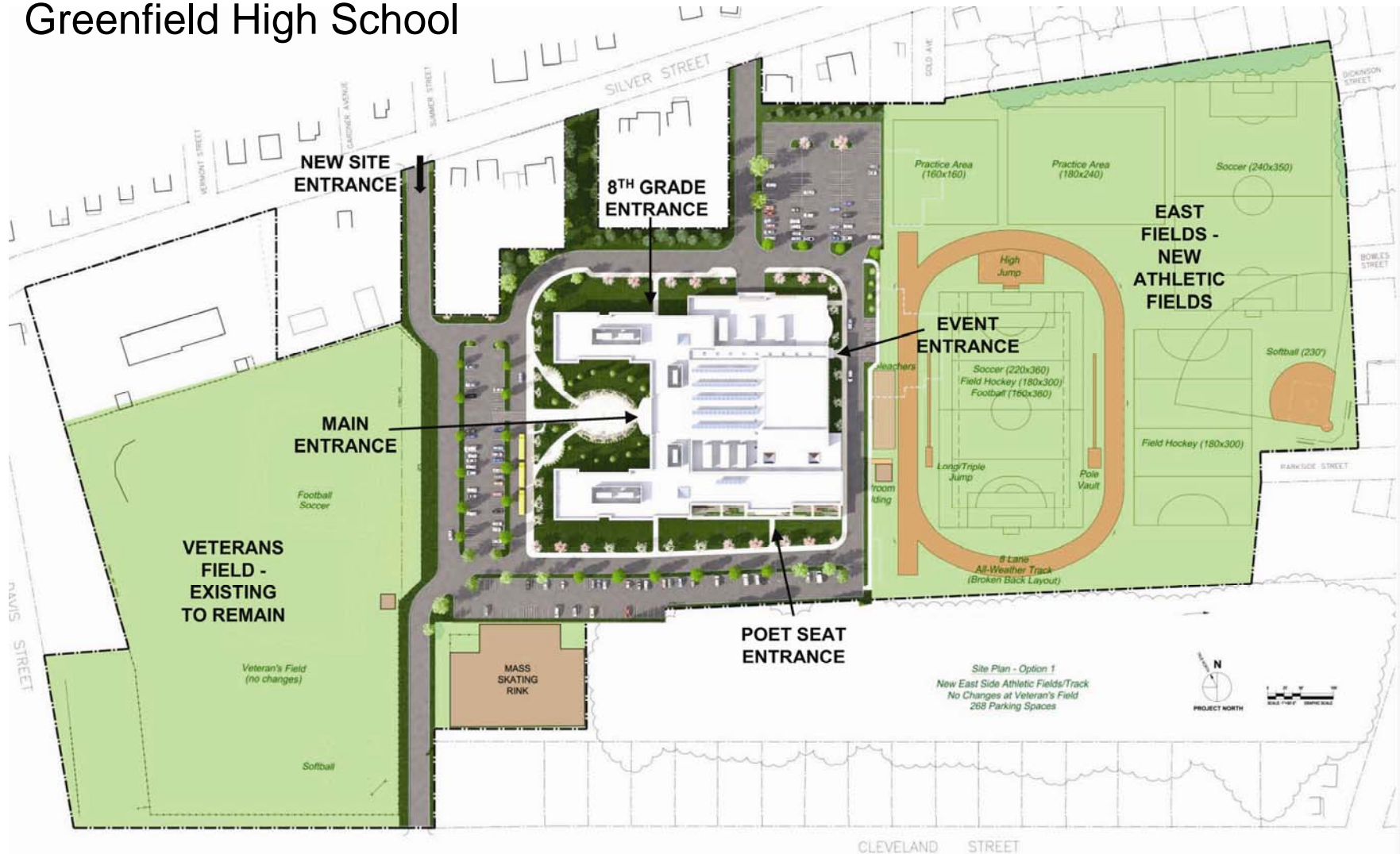
- Built in 1957
- New Construction and Renovation of Existing Auditorium
- Proposed Square Footage: 160,650 sf
- Grades 8-12
- District Total Project Budget: \$66,325,237
- Basis of Estimated Maximum Total Facilities Grant: \$ 52,743,104
- Reimbursement Rate: 80%*
- Estimated Maximum Total Facilities Grant: \$ 42,194,484
- Debt Exclusion-Special Town Meeting: May 1, 2012

* The MSBA has provisionally included one incentive point for the Construction Manager at Risk construction delivery method, subject to the District receiving approval from the Office of the Inspector General to utilize this method. The MSBA also has provisionally included two incentive points for energy efficiency, subject to the District meeting certain sustainability requirements for the project. If, however, the District does not qualify for these incentive points, its reimbursement rate of 80% will not be affected because it already reaches the maximum rate of 80% with the addition of the incentive reimbursement points for maintenance.



Project Scope and Budget | Greenfield

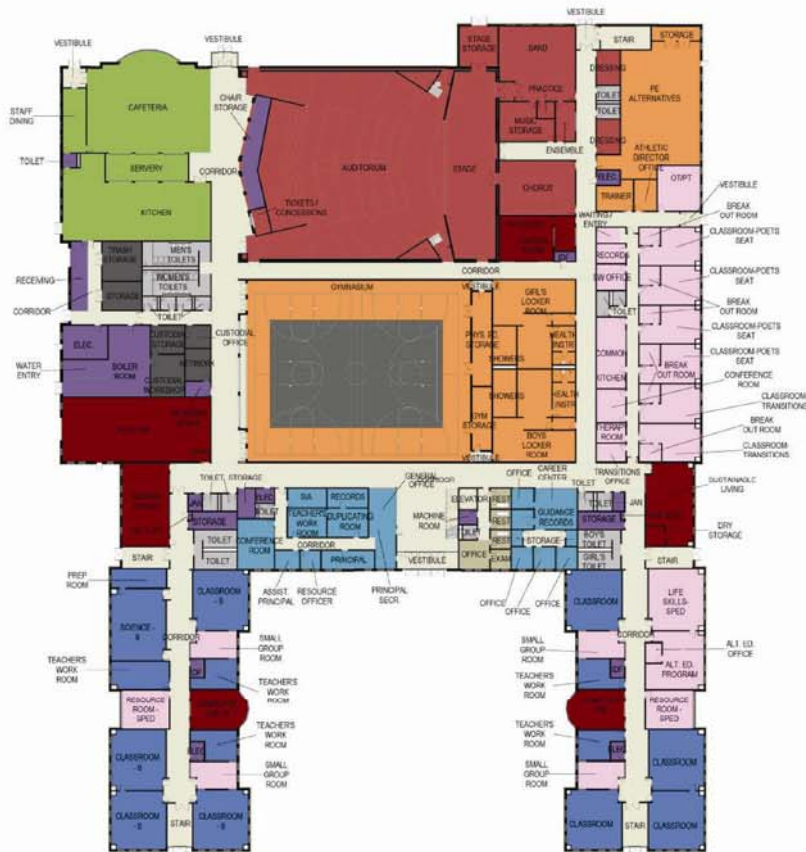
Greenfield High School





Project Scope and Budget | Greenfield

Greenfield High School



FIRST FLOOR PLAN



SECOND FLOOR PLAN



Project Scope and Budget | Greenfield

Greenfield High School





Project Scope and Budget | Lexington

Joseph Estabrook School

- Built in 1961
- New Construction
- Proposed Square Footage: 91,840 sf
- Grades K-5
- District Total Project Budget: \$40,792,248
- Basis of Estimated Maximum Total Facilities Grant: \$32,870,241
- Reimbursement Rate: 37.27%*
- Estimated Maximum Total Facilities Grant: \$12,250,739
- Town Meeting Date: January 24, 2012
- Special Election Ballot: April 2, 2012

* The MSBA has provisionally included one incentive point for the Construction Manager at Risk construction delivery method, subject to the District receiving approval from the Office of the Inspector General to utilize this method. The MSBA also has provisionally included two incentive points for energy efficiency, subject to the District meeting certain sustainability requirements for the project. If the District does not receive approval for the Construction Manager at Risk delivery method and/or does not meet the requirements for energy efficiency, the District will not qualify for these incentive points, respectively, and the MSBA will adjust the reimbursement rate accordingly.



Project Scope and Budget | Lexington

Joseph Estabrook School





Project Scope and Budget | Lexington

Joseph Estabrook School





Project Scope and Budget | Newburyport

Bresnahan Elementary School

- Built in 1956
- Model School
- Proposed Square Footage: 112,517 sf
- Grades PK-3
- District Total Project Budget: \$38,818,204
- Basis of Estimated Maximum Total Facilities Grant: \$33,270,540
- Reimbursement Rate: 52.78%*
- Estimated Maximum Total Facilities Grant: \$17,560,191
- Special Election Ballot: June 5, 2012

* The MSBA has provisionally included two incentive points for energy efficiency, subject to the District meeting certain sustainability requirements for the project. If the District does not meet the requirements for energy efficiency, the District will not qualify for these incentive points, and the MSBA will adjust the reimbursement rate accordingly.



Project Scope and Budget | Newburyport

Bresnahan Elementary School





Project Scope and Budget | Newburyport

Bresnahan Elementary School



- ADM
- ART & MUSIC
- CORE
- CUST & MTN
- DINING
- HEALTH
- MEDIA & LIBRARY
- MEDICAL
- SPED

First Floor Plan

The New Bresnahan Model School Project
Newburyport, MA
February 02, 2012



- ADM
- ART & MUSIC
- CORE
- CUST & MTN
- DINING
- HEALTH
- MEDIA & LIBRARY
- MEDICAL
- SPED

Second Floor Plan

The New Bresnahan Model School Project
Newburyport, MA
February 02, 2012



- ADM
- ART & MUSIC
- CORE
- CUST & MTN
- DINING
- HEALTH
- MEDIA & LIBRARY
- MEDICAL
- SPED

Third Floor Plan

The New Bresnahan Model School Project
Newburyport, MA
February 02, 2012



Project Scope and Budget | Wakefield

General John R. Galvin Middle School

- Built in 1954
- New Construction
- Proposed Square Footage: 187,773 sf
- Grades 5-8
- District Total Project Budget: \$73,960,309
- Basis of Estimated Maximum Total Facilities Grant: \$59,688,346
- Reimbursement Rate: 54.67%*
- Estimated Maximum Total Facilities Grant: \$32,631,619
- Town Meeting Date: May 2012
- Debt Exclusion Town Meeting: June 2012

* The MSBA has provisionally included two incentive points for energy efficiency, subject to the District meeting certain sustainability requirements for the project. If the District does not meet the requirements for energy efficiency, the District will not qualify for these incentive points, and the MSBA will adjust the reimbursement rate accordingly.



Project Scope and Budget | Wakefield

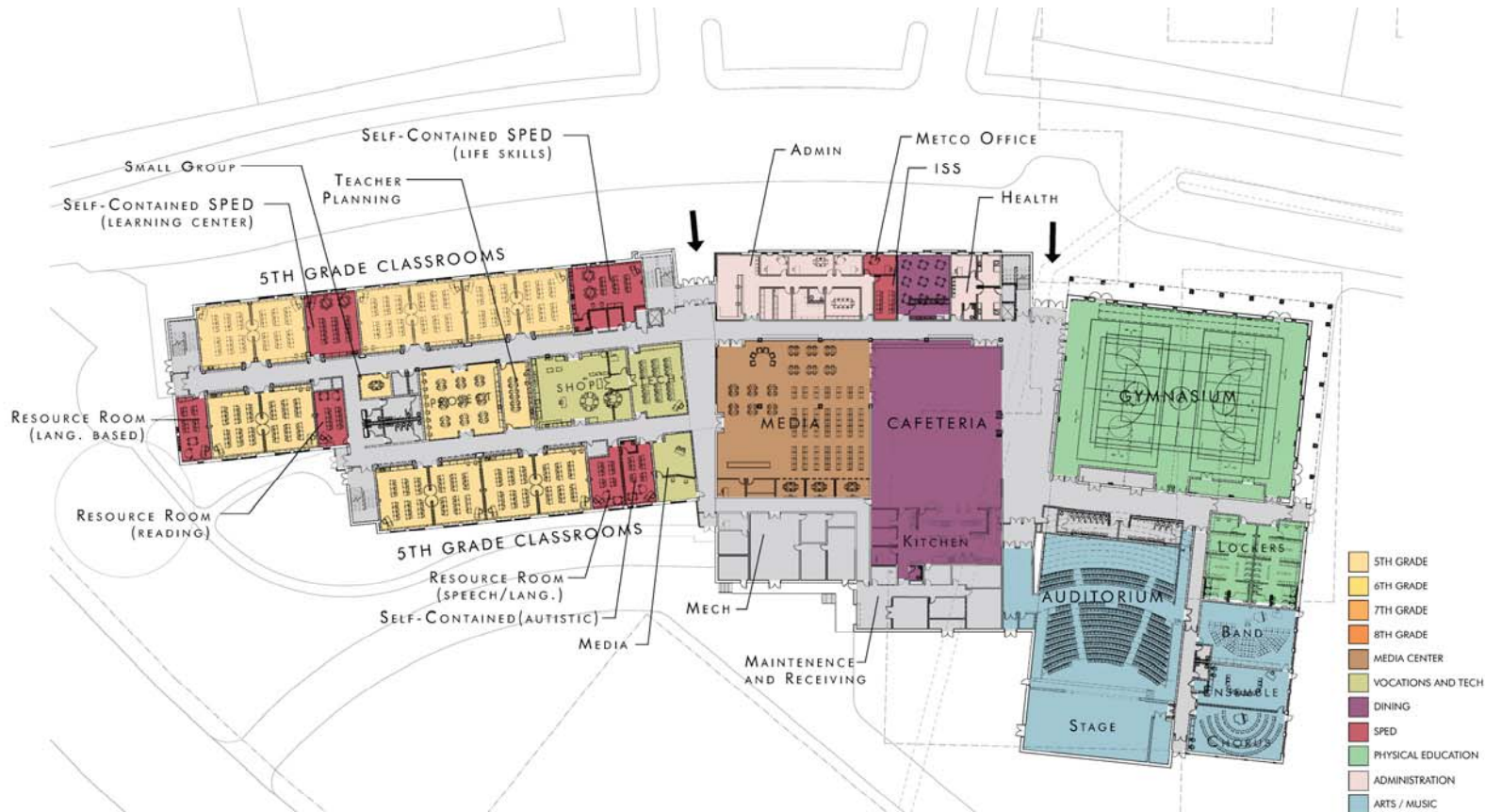
General John R. Galvin Middle School





Project Scope and Budget | Wakefield

General John R. Galvin Middle School



FIRST FLOOR PLAN



Removal from Capital Pipeline

Vote - Capital Pipeline Project Removal			
District	School	District Requested Scope	Invite Date
Northampton-Smith Regional School District	Smith Vocational And Agricultural High School	Add/Reno	July 29, 2009
Orange	Dexter Park School	New	September 30, 2009



Removal from Green Repair Program

- A total of 18 projects have withdrawn from the Green Repair Program, leaving a total of 169 projects in the Program.

Vote - Green Repair Project Removal			
District	School	Scope	Invite Date
Westport	Westport Middle School	Windows	November 17, 2010



Project Update | Southwick-Tolland-Granville

Update on Project Scope and Budget Authorization

- Previously approved on November 16, 2011
- Local override votes passed in Tolland and Granville
- Local override vote failed in Southwick
- \$3 million in value engineering that will not impair the delivery of the District's educational curriculum
- Seeking local override on ballot in Southwick on May 8, 2012

Staff supports an extension of 107 days beyond the initial 120-day deadline, to June 30, 2012, in furtherance of the District's efforts to secure local authorization for the proposed project.



Project Update | Springfield

Status of two Emergency SOI's resulting from June 1, 2011 tornado

Mary Dryden Veterans Memorial School:

- Invited to Preferred Schematic for addition and renovation at November 16, 2011 MSBA Board of Directors meeting.
- Design documents progressed through 60% construction documents.
- MSBA and District to work together on a Project Scope and Budget Agreement for the June 6, 2012 Board of Directors meeting.

Elias Brookings School:

- Invited to Preferred Schematic for addition and renovation at November 16, 2011 MSBA Board of Directors meeting.
- Based on further study since this invitation, District is requesting reconsideration for a new school.
- MSBA and District to work to review additional study information for potential June 6, 2012 Board action.



Project Status

Eligibility Period

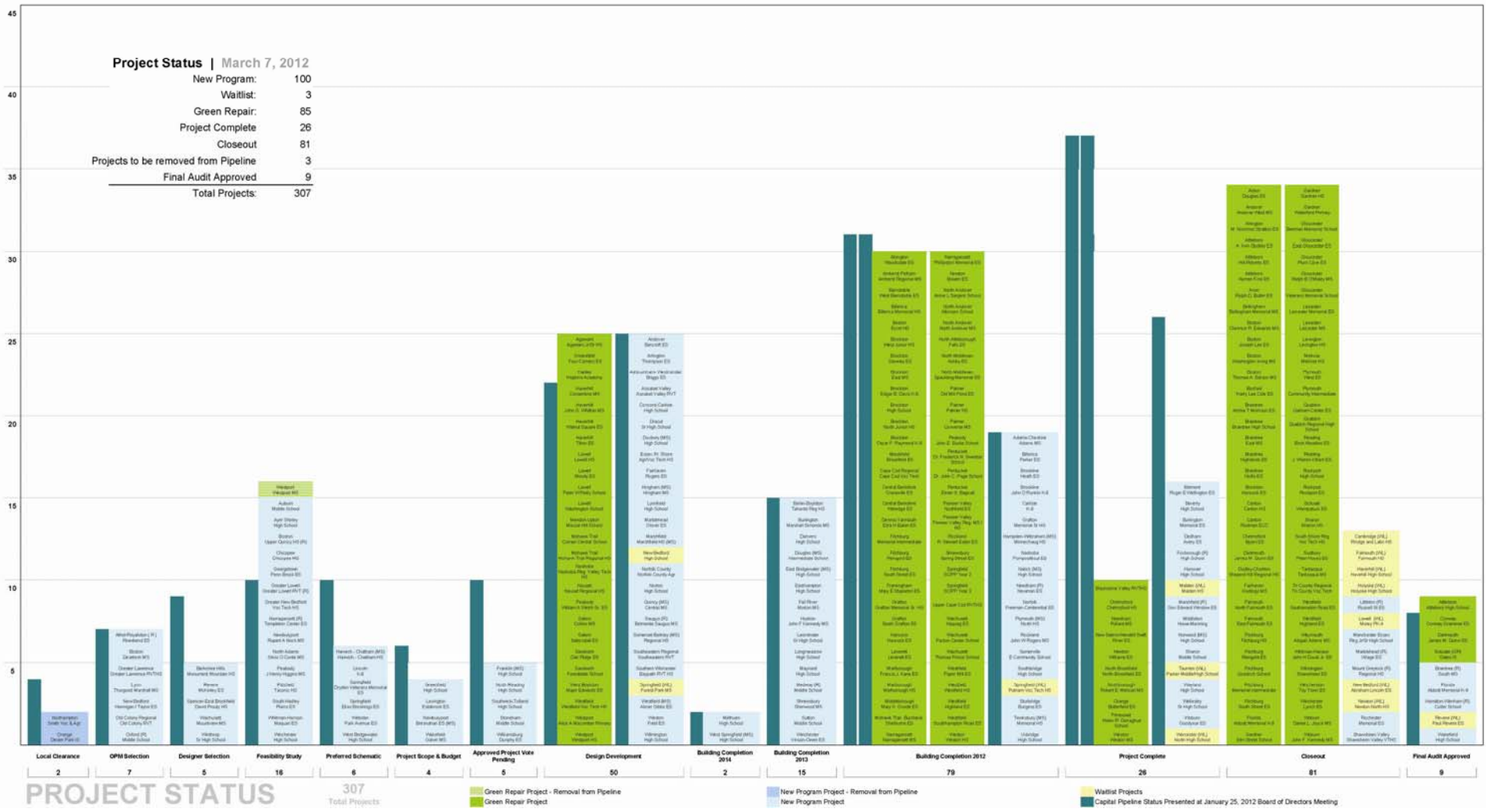
- 14 projects in Eligibility Period.
- 1 project on today's Agenda for an invitation into the Capital Pipeline.

Capital Pipeline – 307 Projects

- 3 districts on today's Agenda for a vote to be removed from the Capital Pipeline.
- 12 projects in Consultant Selection
- 30 projects in Feasibility Study/Schematic Design
- 50 projects in Design Development
- 96 projects in Construction
- 26 projects have reached Substantial Completion
- 81 projects in Closeout
- 9 final audits recently approved



MSBA Capital Pipeline





Eligibility Period

District Action Required

- 14 districts in Eligibility Period
 - 11 districts are seeking local funding and authorization in the next 60 days
 - 1 district has secured local funding and authorization
 - 2 districts have yet to confirm dates for action

- One district has completed prerequisites, secured local authorizations and funding, and is being considered for an invite into the Capital Pipeline at today's meeting.
 - Newton – Angier Elementary School



Professional Services Procurement

- Districts have recently procured professional services for 9 projects
 - 4 districts completed OPM procurement
 - Andover, Oxford, Somerville, Winchester
 - 5 districts participated in DSP and selected designers this period
 - Auburn, Chicopee, Newburyport (Nock MS), Whitman-Hanson, Winchester
- Districts currently are procuring professional services for 11 projects
 - 6 districts are actively procuring Owner's Project Manager (OPM) services
 - Athol-Royalston, Boston (Dearborn MS), Greater Lawrence, Lynn, New Bedford (Taylor ES), Old Colony RVTHS
 - 5 districts are in the process of selecting a designer
 - 5 districts scheduled for upcoming DSP meetings – Berkshire Hills, Revere, Spencer-East Brookfield, Wachusett, Winthrop
 - Over \$84 million in OPM fees to date
 - Over \$207.6 million in designer fees to date



Feasibility Study | Schematic Design

- Districts are working with MSBA staff on a total of 21 projects to define the scope of a proposed project for MSBA Board consideration
 - 15 districts are performing feasibility studies to determine their preferred solution
 - 4 elementary schools: Georgetown, Narragansett, South Hadley, Whitman-Hanson
 - 5 middle schools: Auburn, Chicopee, Newburyport (Nock), North Adams, Peabody
 - 6 high schools: Ayer-Shirley, Boston (Upper Quincy), Greater Lowell RVTHS, Greater New Bedford RVTHS, Pittsfield, Winchester
 - 6 districts are advancing the MSBA Board-approved solution into schematic design
 - 4 elementary school (2 add/reno: Lincoln K-8, Springfield (Dryden), 1 new: Webster,
 - 1 District is requesting reconsideration for a new school: Springfield (Brookings))
 - 2 high schools (1 model: Harwich-Chatham, 1 renovation: West Bridgewater)
- As a result of today's Board votes, four districts will have worked with the MSBA to establish the scope and budget of their proposed projects
 - 2 elementary schools (1 model: Newburyport (Bresnahan), 1 new: Lexington)
 - 1 middle school (1 new: Wakefield)
 - 1 high school (1 new: Greenfield)
- 5 districts are seeking local authorization to fund Board approved projects.



Commissioning

- \$13.6 million in commissioning consultant (Cx) contracts to date
 - 167 Cx contracts for 221 schools

Examples of projects where Cx has identified issues

- Needham
 - Roof installation – Cx identified corrective work needed to flashing, vapor retarders, roof insulation and drainage issues.
 - Cx followed through issues with contractor to project completion.
- Rochester and Hanover
 - Project completion – Cx ensures that modifications to operational building management systems have resolved issues of indoor air quality and inefficient energy consumption.
- Marshfield, Wilmington, Abington, and Reading
 - Windows – Cx spray testing uncovered defects in manufacture and installation resulting in corrective action.
- Plymouth
 - Building envelope – Cx identified corrective work required for membrane flashings and insufficient thickness of vapor barrier membrane.
 - Cx followed through this issue until resolution.



Design Development

- **50 Projects in Design Development**

- 24 construction projects scheduled to bid in 2012 (\$959.3 million)

- 25 Green Repair Program Projects – \$76.75 million

- 25 New Program Projects – \$904.77 million

- 7 Elementary Schools

- Andover, Arlington, Ashburnham-Westminster, Fairhaven, Marblehead, Westfield, Weston

- 4 Middle Schools

- Hingham, Quincy, Saugus, Springfield

- 14 High Schools

- Assabet Valley Regional Voc/Tech, Concord-Carlisle, Dracut, Duxbury, Essex North Shore Agricultural, Lynnfield, Marshfield, New Bedford, Norfolk County Agricultural, Norton, Somerset-Berkley, Southeastern Regional Voc/Tech, Bay Path Regional Voc/Tech, Wilmington



Construction Projects

- 96 projects in construction
 - 60 Green Repair Program projects
 - 36 New Program and Waitlist projects

11 Elementary Schools

Billerica, Brookline (Heath), Brookline (Runkle), Carlisle, Douglas, Nashoba, Needham, Norfolk, Somerville, Sturbridge, Winchester

8 Middle and Middle/High Schools

Adams-Cheshire, Burlington (Marshall Simonds), Fall River, Hudson, Medway, Rockland, Shrewsbury, Sutton

17 High Schools

Add/Reno

Danvers
Leominster
Methuen

New

Berlin-Boylston	Maynard
Easthampton	Southbridge
Grafton	Springfield Voc/Tech
Longmeadow	Uxbridge

Models

East Bridgewater
Hampden-Wilbraham
Natick
Plymouth North
Tewksbury
West Springfield



Project Estimate vs. 2012 Bid Amount

- 1 bid received and 1 GMP executed in 2012
- 22 additional projects anticipated to bid in 2012

District	School	Scope	Project Type	Bid Date	Construction Estimate **	Bid Amount **	Variance from Project Estimate	Reimbursement Rate	Potential Grant Variance *
				Total	\$46,511,695	\$45,226,000	\$1,285,695	-	\$514,394
Winchester	Vinson-Owen ES	New	DBB	Jan-12	\$21,731,066	\$20,446,000	\$1,285,066	40.00%	\$514,026
Ashburham-Westminster	Briggs ES	New	CMR	Mar-12	\$24,780,629	\$24,780,000	\$629	58.46%	\$368

*These numbers are based on preliminary information received from the District and are subject to further review and calculation.

**The construction estimate and bid amount do not include pre-construction services and alternatives.



Summary of Bid Data

Year	Number of Projects	Design Basis for Enrollment	Project Budget	Construction Budget
2009	11	8,188	\$205.6 M	\$171.5 M
2010	33	26,184	\$1.37 B	\$1.07 B
2011	20	16,113	\$896.6 M	\$688.6 M
2012	24	20,497	\$1.26B	\$959 M
Grand Total	88	70,982	\$3.73 B	\$2.889B

Note: These numbers are based on preliminary information received from the District and are subject to further review and calculation.

- 6 projects have completed the bid process in 2012. Of the 6, 3 are CM@R and 3 are DBB. Of the 6 projects only 2 NTP's have been issued.
- Bids received in January and February 2012:
 - Ashburnham-Westminster, Norfolk County Agricultural, Springfield, Douglas, Somerville, Winchester
- Anticipated Bids in 2012:
 - March – Norton, Southeastern RVT
 - April – Arlington, Dracut, Lynnfield, Quincy
 - May – Hingham, Marblehead, Westfield



Estimated Bid Dates

2012

- Denotes bid phase in progress or complete
- Denotes estimated bid dates
- Denotes estimated GMP dates

DISTRICT	DESIGN BASIS FOR ENROLLMENT	PROJECT BUDGET <small>Shown in Millions</small>	CONSTRUCTION BUDGET <small>Shown in Millions</small>	JAN	FEB	MAR	APR	MAY	JUN	JUL	AUG	SEP	OCT	NOV	DEC
<small>*Projects Considering the CM @ Risk Method</small>															
*ASHBURNHAM-WESTMINSTER	520	\$30.0	\$24.8												
NORFOLK COUNTY AGRICULTURAL	550	\$28.6	\$22.3												
*SPRINGFIELD -FOREST PARK	660	\$43.4	\$34.0												
*SOMERVILLE	500	\$33.2	\$15.2												
DOUGLAS	552	\$50.7	\$38.9												
WINCHESTER	420	\$28.7	21.7												
DRACUT	1190	\$80.4	\$47.30												
*SOUTHEASTERN REGIONAL RVT	1370	\$04.2	\$26.5												
*NORTON	700	\$34.6	\$27.0												
QUINCY	620	\$50.0	\$32.6												
ARLINGTON	380	\$20.7	\$15.7												
LYNNFIELD	740	\$4.5	\$3.2												
MARBLEHEAD	425	\$25.9	\$20.2												
HINGHAM	1020	\$60.9	\$50.4												
WESTFIELD	600	\$35.9	\$25.2												
*ESSEX-NS	1440	\$125.0	\$96.50												
*ANDOVER	680	\$44.7	\$34.5												
*METHUEN	2075	\$99.1	\$74.9												
SOMERSET BERKLEY	1000	\$82.8	\$66.8												
*SAUGUS	725	\$20.3	\$15.7												
*DUXBURY	1735	\$128.4	\$99.2												
MARSHFIELD	1310	\$103.9	\$80.8												
WESTON	355	\$31.5	\$21.5												
*WILMINGTON	960	\$82.7	\$64.4												
Subtotal	20,497	\$1,260	\$959.3												
GRAND TOTAL	20,497	\$1,260	\$959.3												
Number of Construction-Related Employment Opportunities Created												4,797			

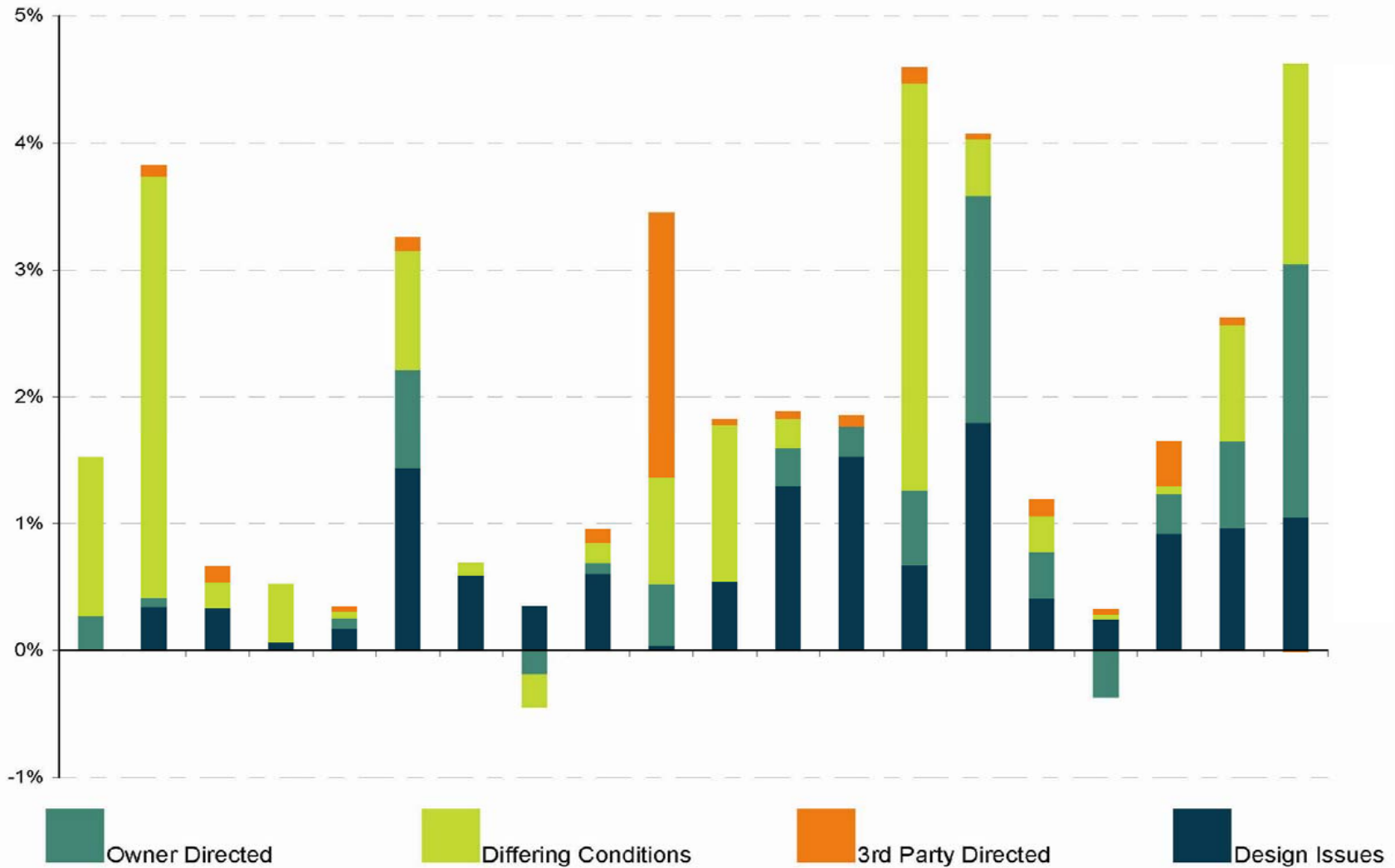


Building Completion - 2012

- **19 buildings scheduled to be completed in 2012**
 - 4 new model schools
 - Hampden-Wilbraham (Minnechaug HS), Natick HS, Plymouth (North HS), Tewksbury HS
 - 7 new schools
 - Berlin-Boylston (Tahanto Regional MS/HS), Billerica (Parker ES), Grafton (Memorial HS), Norfolk (Freeman-Centennial ES), Southbridge MS/HS, Springfield (Putnam VTHS), Uxbridge HS
 - 7 addition/renovations
 - Adams-Cheshire (Hoosac Valley MS/HA), Brookline (Heath ES), Brookline (Runkle K-8), Carlisle K-8, Nashoba (Pompositticut ES), Rockland (Rogers MS), Sturbridge (Burgess ES)
 - 1 repair
 - Needham (Newman ES)
- **3 buildings have reached substantial completion in 2012**
 - 2 new schools
 - Dedham (Avery ES), Wellesley HS
 - 1 add/reno
 - Sharon MS



Change Order Data Tracking





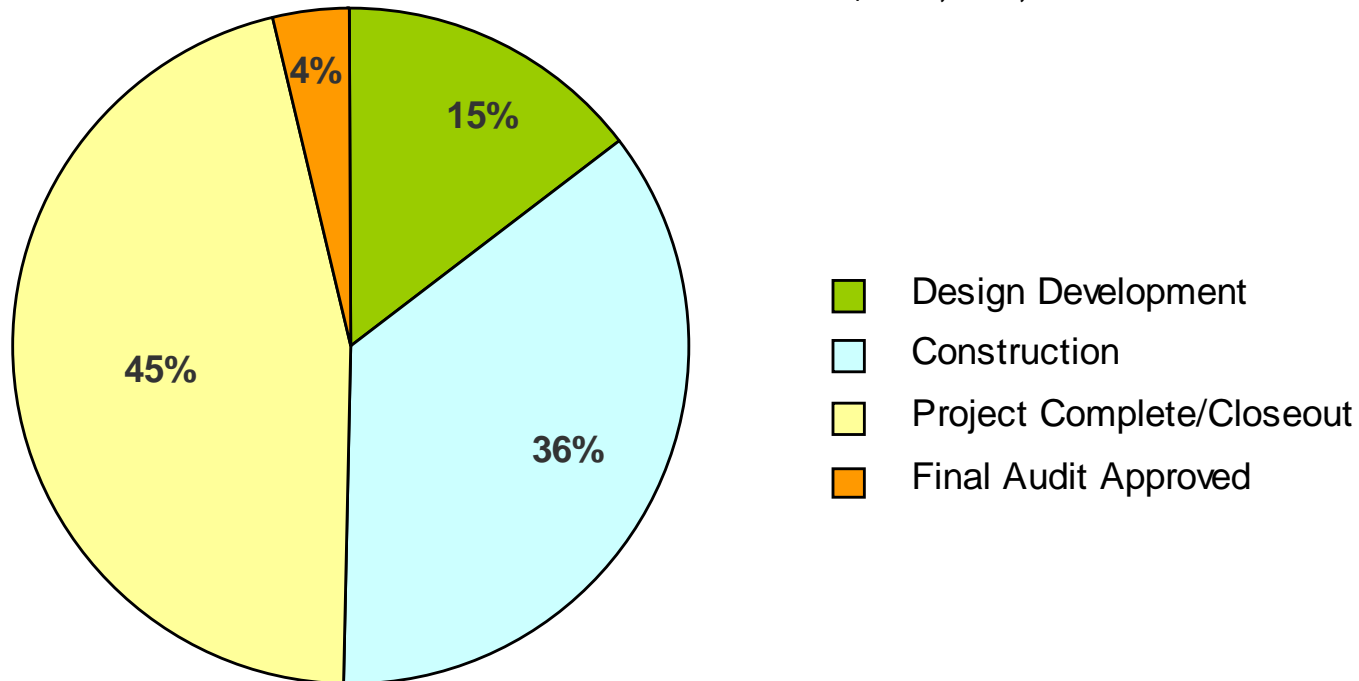
Green Repair | Project Funding Agreement

Green Repair Project Phase

100% - 169 projects authorized for PFA

Total Project Budgets \$366,647,226

Total Maximum Facilities Grants \$222,885,258





Summary of Bid Data*

- The following is a forecast of the projects going out to bid between March 1, 2012 – April 31, 2012:

	Roofs	Windows	Boilers
March	11	11	7
April	7	2	1
Total Remaining Bids	18	13	8

- Of the Roof bids reviewed, 78% have come in under budget.
- Of the Window bids reviewed, 71% have come in under budget.
- Of the Boiler bids reviewed, 47% have come in under budget.

*Bid results are compared to the estimated construction budgets proposed by each district's consultants for approval by the MSBA Board of Directors for a Project Funding Agreement.



Summary of Labor Data

Labor data is also being tracked, and according to information collected thus far 63 completed projects created approximately 24,745 days of work.*

Scope	Number of Projects	Construction Budget	Days of Work*
Roof	39	\$46,079,583	15,055
Window	7	\$3,748,692	1,836
Boiler	10	\$9,128,776	2,845
Multi-scope	7	\$16,849,182	5,018
Total	63	\$75,806,233	24,745

MSBA staff is currently reviewing methodologies employed by other state and federal agencies to track labor data.

* 1 day of work assumes 8 hours of labor



Audit Status Update

- **Former Program Projects**
 - MSBA has completed final audits of 776 of the 789 Former Program projects totaling over \$14.7 billion in submitted costs;
 - Achieved audit savings of over \$1.4 billion; and
 - Audited over \$780 million in costs for the 13 remaining Waiting List projects currently submitting monthly requests for reimbursement.

- **New Program Projects**
 - MSBA has completed final audits for 55 projects totaling over \$205 million in submitted costs; and
 - Audited over \$1.3 billion in costs for the 220 projects currently submitting monthly requests for reimbursement.



Today's Board Vote

Exhibit A

Waiting List Final Audits

- Bourne - Bournedale Elementary School
- Lowell - C. W. Morey Elementary School
- New Bedford - Abraham Lincoln Elementary School



Closeout Audits - Waiting List

Community	Type	School Name	Reimb. Rate	Estimated Budget	Final Construction Costs Submitted	Audited Eligible Project Costs	Final Total Facilities Grant
Bourne	New	Bournedale ES	61.74%	\$23,430,255	\$24,612,844	\$22,470,178	\$13,873,088
Lowell	New	Morey ES	90.00%	\$10,980,495	\$21,433,509	\$20,908,837	\$18,817,953
New Bedford	New	Lincoln ES	90.00%	\$16,608,000	\$26,028,672	\$25,451,752	\$22,906,577
				\$51,018,750	\$72,075,025	\$68,830,767	\$55,597,618



Board Vote: Exhibit A

- **Waiting List Final Audits**
 - Bourne - Bournedale Elementary School
 - Lowell - C. W. Morey Elementary School
 - New Bedford - Abraham Lincoln Elementary School

- **Total Grant Value of \$55,597,618**



Today's Board Vote

Exhibit D

New Program Final Closeout Audits

- Avon – Ralph D. Butler Elementary School
- Boxford – Harry Lee Cole Elementary School
- Fairhaven – Hastings Middle School
- Mt. Greylock RSD – Mt. Greylock Regional High School
- Plymouth – West Elementary School
- Quabbin RSD – Oakham Center Elementary School
- Rockport – Rockport Elementary School
- Rockport – Rockport High School
- Sharon – Sharon High School
- Tri-County RSD – Tri-County Regional Vocational Technical High School
- Winchendon – Toy Town Elementary School
- Winchester – Lynch Elementary School



Closeout Audits - New Program

Community	Project Type	School Name	MSBA Commissioning	Reimb. Rate	Estimated Budget	Final Construction Costs Submitted	Audited Eligible Project Costs	Final Total Facilities Grant
Avon	GR	Butler ES	X	58.12%	\$707,666	\$652,039	\$652,039	\$378,965
Boxford	GR	Cole ES		36.89%	\$521,534	\$553,998	\$515,233	\$190,069
Fairhaven	GR	Hastings MS	X	54.79%	\$308,521	\$295,675	\$275,680	\$151,045
Mt. Greylock RSD	Repair	Mt. Greylock RHS	X	54.16%	\$1,768,976	\$1,728,331	\$1,660,005	\$899,059
Plymouth	GR	West ES		49.74%	\$4,329,976	\$4,232,794	\$1,931,990	\$960,972
Quabbin RSD	GR	Oakham Center ES	X	57.74%	\$785,959	\$769,671	\$707,063	\$408,258
Rockport	GR	Rockport ES		41.10%	\$687,500	\$687,423	\$687,423	\$282,531
Rockport	GR	Rockport HS	X	41.10%	\$1,006,384	\$941,110	\$938,153	\$385,581
Sharon	GR	Sharon HS	X	46.79%	\$3,760,052	\$3,195,710	\$3,190,768	\$1,492,960
Tri-County RSD	GR	Tri-County RHS	X	49.94%	\$661,625	\$642,069	\$637,902	\$318,568
Winchendon	GR	Toy Town ES	X	61.95%	\$570,000	\$568,857	\$531,978	\$329,560
Winchester	GR	Lynch ES	X	33.95%	\$1,569,000	\$1,471,526	\$1,239,554	\$420,829
					\$16,677,193	\$15,739,203	\$12,967,788	\$6,218,397



Board Vote: Exhibit D

- **New Program Final Audits**
 - Avon – Ralph D. Butler Elementary School
 - Boxford – Harry Lee Cole Elementary School
 - Fairhaven – Hastings Middle School
 - Mt. Greylock RSD – Mt. Greylock Regional High School
 - Plymouth – West Elementary School
 - Quabbin RSD – Oakham Center Elementary School
 - Rockport – Rockport Elementary School
 - Rockport – Rockport High School
 - Sharon – Sharon High School
 - Tri-County RSD – Tri-County Regional Vocational Technical High School
 - Winchendon – Toy Town Elementary School
 - Winchester – Lynch Elementary School

- **Total Grant Value of \$6,218,397**



Grant Payments Update

Since the January 2012 Board of Directors meeting...

- The MSBA has made \$128 million grant payments towards 145 projects in 103 school districts
 - New Program: \$92 million towards 137 projects in 95 districts
 - Prior Grants: \$28 million towards 5 projects in 5 districts
 - Wait List: \$8 million towards 3 projects in 3 districts



FY2012 Grant Payments Year-to-Date

- During FY2012 the MSBA has made \$788 million grant payments towards 637 projects in 240 school districts
 - New Program: \$367 million towards 217 projects in 139 districts
 - Prior Grants: \$337 million towards 372 projects in 160 districts
 - Wait List: \$84 million towards 48 projects in 33 districts



Sales Tax Update

- FY2012 SMART collections slightly exceeding YTD benchmark
 - YTD Benchmark: \$448.1 million
 - YTD Actual (through Feb 2012 collections): \$449.9M
 - Within 0.4% of YTD Benchmark
 - Benchmarks assume A&F 10/17 adjusted FY2012 SMART estimate
 - \$664.3 million
 - 1.5% growth over FY2011 actual SMART collections

