

Massachusetts School Building Authority

Steven Grossman
Chairman, State Treasurer

John K. McCarthy
Executive Director



Board Meeting

November 20, 2013



Table of Contents

- Executive Director's Report
 - Project Visits and Local Votes
- Project Votes
- Project Overview Report
- Audit Update
- Finance Update



Project Visits & Local Votes

- Since the October 2, 2013 Board meeting, the MSBA has visited 36 projects.
- The votes to appropriate funds for a project failed in Berkshire Hills and Whitman-Hanson.

Project Visits			Local Votes
Andover Assabet Valley RSD Ayer Shirley RSD Concord-Carlisle RSD Douglas Dracut Duxbury East Bridgewater Easthampton Essex-North Shore RVT Franklin Greenfield	Holyoke Lexington Marblehead Marshfield Maynard Methuen Monomoy RSD Newburyport (Bresnahan) Newburyport (Nock/Molin) Norfolk County Agricultural North Reading Norton	Salem (Collins) Salem (Saltonstall) Somerset-Berkley RSD Springfield (Dryden) Springfield (Brookings) Southern Worcester County Stoneham Wakefield West Springfield Weston Williamsburg Wilmington	Berkshire Hills RSD Whitman-Hanson RSD



Project Milestones

Since the October 2, 2013 Board meeting, the MSBA has attended six project milestone celebrations.

Groundbreakings

- Greater New Bedford Regional Vocational Technical High School (*New Bedford*)
- Greater Lowell Vocational Technical High School (*Lowell*)

Ribbon Cutting Ceremonies

- Vincent-Owen Elementary School (*Winchester*)
- Quinn Middle School (*Hudson*)
- Central Middle School (*Quincy*)
- Leominster High School (*Leominster*)



MSBA Board of Directors members: Terry Kwan, Mary Grassa-O'Neill, and Greg Sullivan, former MSBA Executive Director Katherine Craven, MSBA Deputy Executive Director Barbara Hansberry, MSBA Executive Director Jack McCarthy, State Treasurer Steve Grossman, and members of the MA State Legislature at the MSBA's \$10 Billion Event



L to R: School Committee Chair Michael Clark; MSBA Executive Director Jack McCarthy; and State Representative Brian Ashe at the Ribbon Cutting Ceremony for Longmeadow High School



Project Visits

Upcoming site visits anticipated in December and January:

Project Visits		
Ayer Shirley RSD Concord-Carlisle RSD Douglas Dracut Duxbury East Bridgewater Essex-North Shore RVT Franklin Greenfield	Hingham Lexington Marshfield Methuen Monomoy RSD Newburyport (Bresnahan) Newburyport (Nock/Molin) Norfolk County Agricultural North Reading	Salem (Collins) Somerset-Berkley RSD Southwick-Tolland-Granville RSD Stoneham Sutton Wakefield Weston Williamsburg Wilmington



FY 2014 SOI Process

- FY 2014 SOI Process will open on Friday January 10, 2014
- Accelerated Repair
 - The SOI closing date for districts submitting under the Accelerated Repair Program, will be February 14, 2014.
- Core Program
 - The SOI closing date for districts submitting under the Core Program will be April 11, 2014.



\$10 Billion Events



(Above L to R:) Springfield, Methuen, Holyoke (Below L to R:) Fall River, Worcester, Brockton





\$10 Billion Events



Celebrating
at the
State House

10.29.13






\$10 Billion Events





Accelerated Repair Program Project Removal | **Vote**

District	School	Scope	Invitation Date
Chesterfield-Goshen Regional School District	New Hingham Regional Elementary School	Roof	June 5, 2013



Eligibility Period Project Removal | Vote

District	School	Invitation Date
Spencer-East Brookfield Regional School District	David Prouty High School	April 3, 2013



Invitation to Eligibility Period | Vote

District	School
Amherst	Wildwood Elementary School
Braintree	East Middle School
Hopkinton	Center Elementary School
Needham	Hillside Elementary School
Newton	Cabot Elementary School



Invitation to Feasibility Study | Vote

District	School
Brookline	Edward Devotion School
Granby	West Street Elementary School
Holyoke	Lt. Elmer J. McMahon Elementary School



Project Funding Agreement Accelerated Repair Program | **Vote**

District	School	Scope	Total Project Budget	Estimated Maximum Total Facilities Grant
Springfield	Springfield High School of Science and Technology	Roof	\$3,513,407	\$2,484,880
	Margaret C. Ells School	Roof	\$1,641,442	\$1,203,906
	South End Middle School	Roof	\$771,153	\$541,586
	Springfield Public Day High School	Roof	\$920,532	\$649,050
Worcester	Columbus Park Preparatory Academy	Window, Boiler	\$2,065,235	\$1,513,194
	Tatnuck Magnet School	Window	\$2,038,196	\$1,497,525
	Worcester Arts Magnet School	Window	\$1,603,267	\$1,180,071
Totals			\$12,553,232	\$9,070,212



Preferred Schematic | **Vote**

District	School	Project Scope	Preliminary Design Pricing – Estimated Total Construction Cost	Estimated Total Project Costs
Chelsea	Clark Avenue School	New	\$48,422,474	\$58,106,969
Georgetown	Georgetown Middle-High School	Renovation	\$6,162,000	\$7,475,000
Northborough	Lincoln Street Elementary School	Add/Reno	\$17,628,868	\$24,745,000
Swampscott	Hadley Elementary School	New	\$33,074,223	\$40,062,900
Totals			\$105,287,565	\$130,389,869



Preferred Schematic | Chelsea

Clark Avenue Middle School

- Year Opened: 1907
- Current Grades: 5-8
- Agreed Upon Grade Configuration: 5-8
- Agreed Upon Enrollment: 670
- Proposed Scope of Project: New Construction
- Existing Square Footage: 146,560
- Proposed Square Footage: 115,232
- Estimated Construction Cost of Preferred Schematic: \$48,422,474



Preferred Schematic | Georgetown

Georgetown Middle/High School

- Year Opened: 1961
- Current Grades: 6-12
- Agreed Upon Grade Configuration: 7-12
- Agreed Upon Enrollment: 720
- Proposed Scope of Project: Limited Renovation and Repair
- Existing Square Footage: 138,600
- Proposed Square Footage: 138,600
- Estimated Construction Cost of Preferred Schematic: \$6,162,000



Preferred Schematic | Northborough

Lincoln Street Elementary School

- Year Opened: 1965
- Current Grades: K-5
- Agreed Upon Grade Configuration: K-5
- Agreed Upon Enrollment: 270
- Proposed Scope of Project: Addition/Renovation
- Existing Square Footage: 44,000
- Proposed Square Footage: 53,000
- Estimated Construction Cost of Preferred Schematic: \$17,628,868



Preferred Schematic | Swampscott

Hadley Elementary School

- Year Opened: 1911
- Current Grades: K-4
- Agreed Upon Grade Configuration: 1-4
- Agreed Upon Enrollment: 635
- Proposed Scope of Project: New Construction
- Existing Square Footage: 46,600
- Proposed Square Footage: 99,488
- Estimated Construction Cost of Preferred Schematic: \$33,074,223



Project Scope and Budget | **Vote**

District	School	Project Scope	Total Project Budget	Estimated Maximum Total Facilities Grant
Lunenburg	Lunenburg High School	New	\$72,975,321	\$34,075,598
Totals			\$72,975,321	\$34,075,598

*See district specific slides for conditional reimbursement rate incentive point information



Project Scope and Budget | Lunenburg

Lunenburg High School

- Year Opened: 1957
- Grades: 8-12
- Agreed Upon Grade Configuration: 6-12
- Agreed Upon Enrollment: 820 students
- Scope of Project: New Construction
- Existing Square Footage: 98,000
- Proposed Square Footage: 169,018
- District Total Project Budget: \$72,975,321
- Basis of Estimated Total Facilities Grant: \$58,378,108
- Reimbursement Rate: 59.11%*
- Estimated Maximum Total Facilities Grant: \$34,075,598
- Town Meeting: January 7, 2014

*The MSBA has provisionally included two (2) incentive points for energy efficiency, subject to the District meeting certain sustainability requirements for the project. If the District does not meet the requirements for energy efficiency, the District will not qualify for these incentive points, and the MSBA will adjust the reimbursement rate accordingly.



Project Update |

Berkshire Hills RSD: Monument Mountain Regional High School

Update on Project Scope and Budget Authorization

- MSBA Board approval on July 31, 2013.
- Local Authorization Votes on November 5, 2013.
- Project advancement contingent upon two successful ballot questions held on same day: Question One to approve borrowing of project funding, which requires a simple majority of the aggregate votes from the three member towns of Great Barrington, West Stockbridge and Stockbridge. Question Two to approve an exclusion from Proposition 2 ½ in each of the towns individually.
- Question One passed by simple majority, while the Town of Great Barrington did not vote to support Question Two, a Proposition 2 ½ Override.
- The School District seeks an extension of time to assess the nature and extent of the failed vote, and if community support is evident will conduct the votes again.

Staff supports an extension of an additional 245 days beyond the initial 120-day deadline in furtherance of the School District's efforts to secure support and funding for the proposed project.



Project Update |

Whitman-Hanson RSD: Maquan Elementary School

Update on Project Scope and Budget Authorization

- MSBA Board approval on July 31, 2013.
- Local Authorization Votes on October 7, 2013.
- Project advancement was contingent upon two votes by the Town of Hanson at Town Meeting: the first vote to approve the project passed by a majority vote, while the second vote to fund the project did not pass as required by a two-thirds majority vote.
- The School District seeks an extension of time to conduct the votes again with a Special Town Meeting scheduled for January 25, 2014, and a Special Election within 35 days from Special Town Meeting subject to the outcome of Special Town Meeting.

Staff supports an extension beyond the 120-day deadline to March 3, 2014 in furtherance of the School District's efforts to secure funding for the proposed project.



Summary of Bid Data

Year	Number of Projects	Design Basis for Enrollment	Project Budget	Construction Budget
2013	31	24,093	\$1.21 B	\$972.0M
2014	8	6,810	\$397.0 M	\$315.1 M
Grand Total	39	30,903	\$1.607 B	\$1.29 B

- These numbers are based on preliminary information received from the District and are subject to further review and calculation.
- The 2013 numbers include Core Program and Science Lab Initiative projects, not Accelerated Repair projects.
- Anticipated remaining bid in 2013 is Ayer Shirley Regional.



Construction Estimate vs. 2013 Bid Amount

- **Core Program**
 - 11 bids received and 9 GMPs executed in 2013.
 - Of the 20 projects, 13 bids came in within the estimated budget.
 - No new bids since the October Board Meeting

- **Science Lab Initiative**
 - Of the eight projects; eight bids have been received.
 - All eight are within the district's estimated budget.
 - One new bid since the October Board Meeting

District	School	Scope	Project Type	Bid Date	Construction Estimate **	Bid Amount **	Variance from Construction Estimate	Reimbursement Rate	Potential Grant Variance *
Springfield	Central HS	SLI/Add	CMR	Sep-13	\$25,708,443	\$21,557,697	\$4,150,746	80.00%	\$3,320,597

- **Accelerated Repair Program**
 - Out of 36 projects, 32 expected to bid in 2013.
 - Of the 32, 29 bids have been received.
 - Of the 29 projects, 25 bids came within the estimated budget.
 - No new bids since the October Board Meeting.



Audit Status Update

Former Program

Completed Projects	Projects Currently Submitting for Reimbursement	Estimated costs remaining
784	4	
\$15.3 billion of costs submitted and audited	\$244 million of costs submitted and audited	Approx. \$21 million of costs to be submitted*

→ \$1.4 billion in audit savings to date

→ \$1.3 billion in estimated grant payments remaining

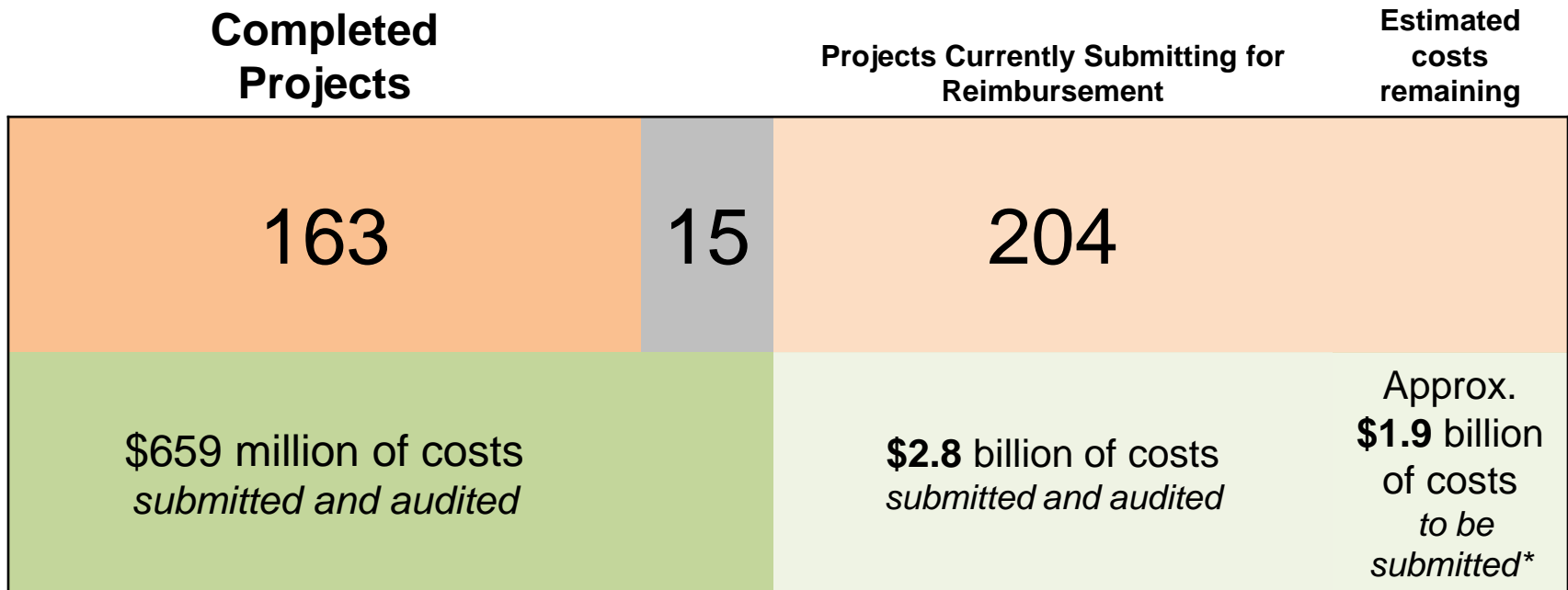
**Estimated based on Total Project Budgets from executed funding and submitted costs as of November 12, 2013*



Audit Status Update

New Program

■ **Today's Vote**

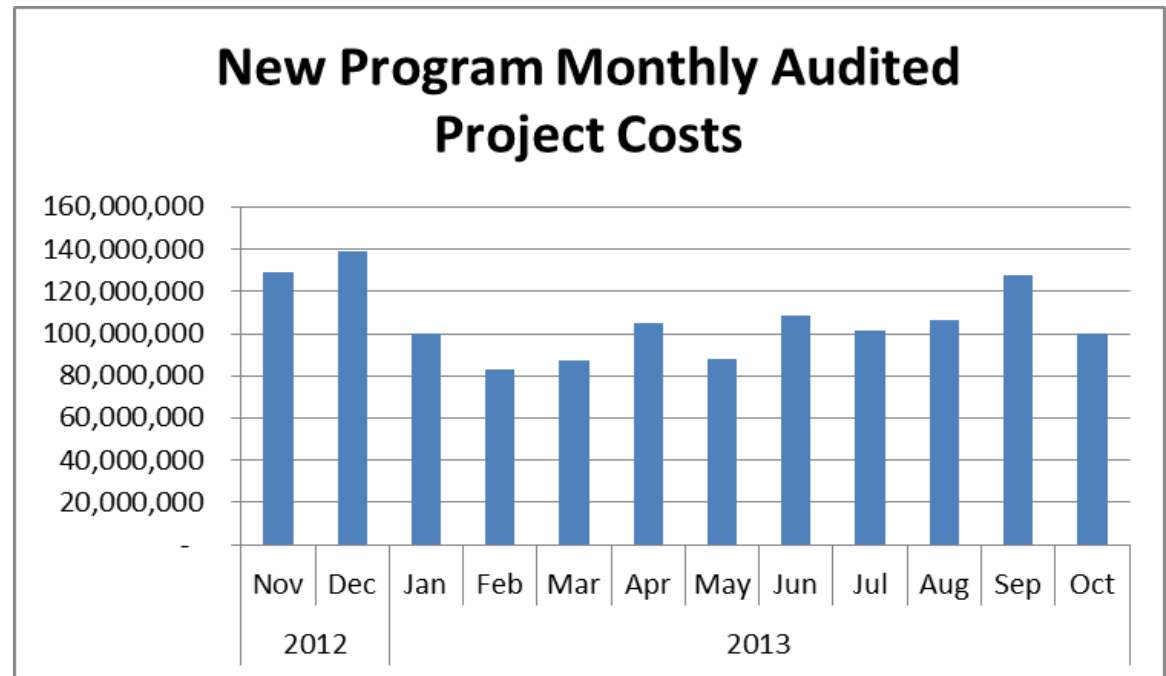


**estimated based on Total Project Budgets from executed funding agreements and submitted costs as of November 12, 2013.*



New Program: Monthly Audited Project Costs

- Rolling 12 month submitted costs average of \$106 million
- Total 12 Month Audited Costs = \$1.3 billion





Closeout Audits – New Program

Today's Vote: Exhibit D, Approval of Final Audits

District	School Name	MSBA Cx	Reimb. Rate	Total Project Budget	Final Costs Submitted	Basis for Final Total Facilities Grant	Final Total Facilities Grant
Agawam	Agawam Junior High	x	57.74%	\$2,271,329	\$2,065,758	\$2,038,913	\$1,177,268
Brockton	East Junior High	x	80.00%	\$2,969,290	\$2,882,999	\$2,758,441	\$2,206,753
Brockton	North Junior High	x	80.00%	\$3,233,756	\$3,099,373	\$2,978,516	\$2,382,813
Cape Cod Region Voc Tech	Cape Cod Region Voc Tech	x	37.95%	\$384,937	\$374,229	\$340,415	\$129,187
Dennis-Yarmouth	Ezra Baker Elementary School	x	37.95%	\$3,300,001	\$3,252,739	\$2,232,024	\$847,053
Foxborough	Foxborough High	x	49.31%	\$15,126,233	\$17,570,895	\$14,265,274	\$7,034,207
Hancock	Hancock Elementary School	x	45.32%	\$400,805	\$423,917	\$226,327	\$102,571
Mohawk Trail	Buckland-Shelburne Reg	x	63.25%	\$933,777	\$839,483	\$826,919	\$523,026
Mohawk Trail	Colrain Central	x	63.25%	\$745,453	\$677,418	\$664,937	\$420,573
Mohawk Trail	Mohawk Trail Reg High	x	63.25%	\$2,791,406	\$2,487,479	\$2,438,231	\$1,542,181
Westfield	Highland	x	62.74%	\$470,026	\$460,829	\$460,829	\$289,124
Westfield	Paper Mill	x	62.74%	\$430,935	\$429,910	\$427,291	\$268,082
Westfield	Southampton Road	x	62.74%	\$521,046	\$494,913	\$493,910	\$309,879
Westfield	Westfield High	x	62.74%	\$684,862	\$667,743	\$645,341	\$404,887
Westfield	Westfield Vocational Technical High School	x	62.74%	\$8,895,495	\$8,803,216	\$8,341,091	\$5,233,200
				\$43,159,351	\$44,530,901	\$39,138,459	\$22,870,806

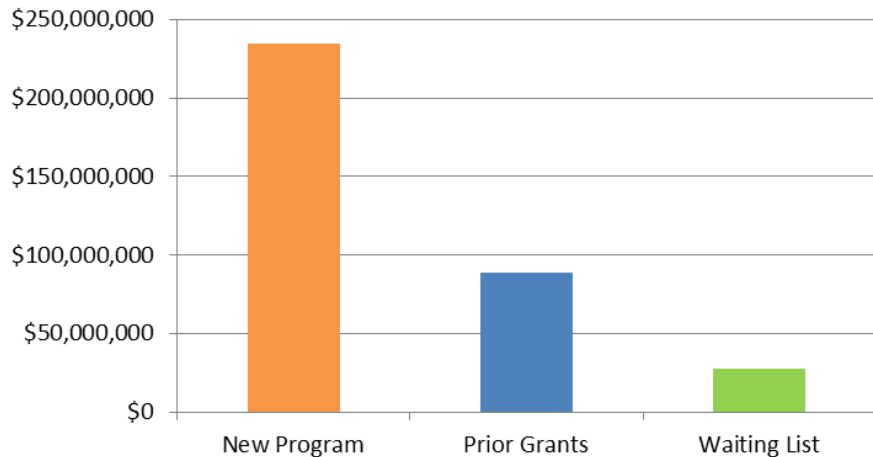


Grant Payments – FY2014 YTD Update

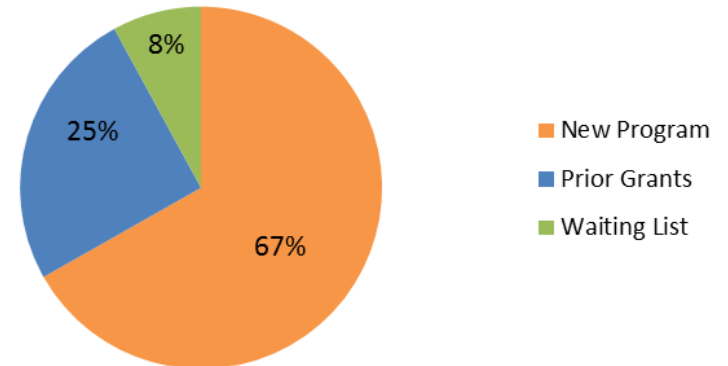
*FY2014 YTD Grant Payments Summary**

Program	Grant Payments	# Projects	# Districts
New Program	235,028,009	149	109
Prior Grants	88,837,969	129	93
Waiting List	27,981,171	30	22
	351,847,149	308	159

FY2014 Grant Payments - YTD by Program



FY2014 Grant Payments - YTD % by Program



* Reflects grant payments processed as of November 14, 2013.



SMART Collections Update

Month	Jul	Aug	Sep	Oct	YTD
FY13 Collections (\$ 000)	60,514	56,214	53,253	57,667	227,648
FY14 Collections (\$ 000)	64,231	60,261	56,759	61,476	242,727
Change (\$ 000)	3,717	4,047	3,505	3,809	15,079
% Change	6.1%	7.2%	6.6%	6.6%	6.6%

- Total sales collections through October were \$15.1 million (6.6%) greater than collections through same period in FY13
- FY14 YTD total collections outpacing FY12 and FY13 collections through the same period

