

Massachusetts School Building Authority

Steven Grossman
Chairman, State Treasurer

John K. McCarthy
Executive Director



Board Meeting

January 29, 2014



Table of Contents

- Executive Director's Report
 - Project Visits and Local Votes
- Project Votes
- Project Overview Report
- Audit Update
- Finance Update



Project Visits & Local Votes

- Since the November 20, 2013 Board meeting, the MSBA has visited 34 projects.
- Four Districts have voted affirmatively to appropriate feasibility funds.

Project Visits			Local Votes
Andover Assabet Valley RSD Ayer Shirley RSD Concord-Carlisle RSD Douglas Dracut Duxbury East Bridgewater Essex-North Shore RVT Franklin Greenfield	Hingham Lexington Marshfield Medford Methuen Monomoy RSD Newburyport (Bresnahan) Newburyport (Nock/Molin) Norfolk County Agricultural North Reading Norton	Salem (Collins) Somerset-Berkley RSD Southwick-Tolland-Granville RSD Springfield (Central) Springfield (Brookings) Southern Worcester County Stoneham Sutton Wakefield Weston Williamsburg Wilmington	Beverly Billerica Boston (Quincy Upper) Newton



Project Milestones

Since the November 20, 2013 Board meeting, the MSBA has attended six project milestone celebrations.

- Ribbon Cutting Ceremonies
 - Collins Middle School (*Salem*)
 - East Bridgewater High School (*East Bridgewater*)
 - Maynard High School (*Maynard*)
 - Southeastern Regional High School (*Southeastern RSD*)

- Topping Off Ceremonies
 - Concord-Carlisle High School (*Concord-Carlisle RSD*)
 - Galvin Middle School (*Wakefield*)



Project Visits

Upcoming site visits anticipated in February and March:

Project Visits

Andover
Assabet Valley RSD
Ayer Shirley RSD
Douglas
Duxbury
East Bridgewater
Essex-North Shore RVT
Franklin
Greenfield
Hingham
Marblehead

Marshfield
Medford
Methuen
Monomoy RSD
Newburyport (Bresnahan)
Newburyport (Nock/Molin)
Norfolk County Agricultural
North Reading
Salem (Collins)
Somerset-Berkley RSD
Southern Worcester County

Springfield (Brookings)
Springfield (Central)
Stoneham
Sutton
Wakefield
Webster
West Springfield
Weston
Williamsburg
Wilmington



2013 Statement of Interest (SOI)

- 201 SOIs submitted by 117 Districts
- Accelerated Repair Program
 - 79 SOIs were moved for consideration under ARP
 - 50 facilities have been invited into the Program
 - 19 SOIs have been returned to core review
 - 10 facilities received “No action Letters”



2013 SOI Review Process

- SOI Review for Core Program
- 141 SOIs submitted by 83 districts:
 - 37 - New Construction
 - 46 - Repair
 - 58 - Addition Renovation
- Content review of the SOIs began in the Summer of 2013
- Senior Studies and site visits to certain facilities occurred throughout the Fall



2013 SOI Review Process

- Core Program Invites into Eligibility Period
 - October Board Meeting
 - Mount Greylock Regional High School
 - Beverly: Briscoe Middle School
 - November Board Meeting
 - Amherst: Wildwood Elementary School
 - Braintree: East Middle School
 - Hopkinton: Center Elementary School
 - Needham: Hillside Elementary School
 - Newton: Cabot Elementary School
- Seven projects are before you today for consideration



FY 2014 SOI Process

- FY 2014 SOI Process opened on Friday, January 10, 2014
- Accelerated Repair
 - The SOI closing date for districts submitting under the Accelerated Repair Program, will be February 14, 2014.
- Core Program
 - The SOI closing date for districts submitting under the Core Program will be April 11, 2014.



Invitation to Eligibility Period | Vote

District	School
Billerica	Billerica Memorial High School
Carver	Carver Elementary School
Hanover	Sylvester Elementary School
Provincetown	Provincetown Schools
Quincy	Reay E. Sterling Middle School
Somerville	Somerville High School
Stoughton	Stoughton High School



Invitation to Feasibility Study | **Vote**

District	School
Dedham	Early Childhood Education Center

*During Feasibility Study, the District will consider the potential of consolidating the Kindergarten student population with one of the following three Elementary Schools: Riverdale Elementary School, Oakdale Elementary School, and Greenlodge Elementary School; in addition to studying the stand-alone Kindergarten population.



Project Funding Agreement

Accelerated Repair Program | **Vote**

District	School	Scope	Total Project Budget	Estimated Maximum Total Facilities Grant
Ashland	Ashland Middle School	Partial Roof	\$3,325,396	\$1,592,515
	Henry E. Warren Elementary School	Roof	\$2,433,426	\$1,166,076
Barnstable	Barnstable United Elementary School	Partial Roof	\$1,162,490	\$430,160
Blackstone-Millville Regional School District	Millville Elementary School	Roof	\$1,530,558	\$830,778
Central Berkshire Regional School District	Berkshire Trail Elementary School	Roof	\$872,620	\$448,276
Dighton-Rehoboth Regional School District	Dighton Elementary School	Roof	\$2,535,117	\$1,260,703
	Dighton Middle School	Roof	\$1,565,283	\$733,696
	Dighton-Rehoboth Regional High School	Partial Roof	\$6,698,587	\$3,327,379
	Dorothy L. Beckwith Middle School	Roof	\$2,827,207	\$1,405,053
Easton	Moreau Hall Elementary School	Roof	\$899,834	\$420,545
Hamilton-Wenham Regional School District	Bessie Buker Elementary School	Boiler	\$803,265	\$322,726
	Winthrop Elementary School	Boiler, Window	\$2,256,507	\$912,684
Hatfield	Smith Academy	Roof, Window	\$2,318,019	\$1,091,870
Hopedale	Memorial Elementary School	Partial Roof	\$566,681	\$257,819

(Continued)



Project Funding Agreement

Accelerated Repair Program | **Vote**

District	School	Scope	Total Project Budget	Estimated Maximum Total Facilities Grant
Medford	Medford High School	Boiler	\$2,409,488	\$1,263,549
Nashoba Valley Technical School District	Nashoba Valley Technical High School	Partial Roof	\$2,471,618	\$1,215,717
Nauset Regional School District	Nauset Regional Middle School	Partial Roof	\$2,438,439	\$869,326
Pathfinder Regional Vocational Technical School District	Pathfinder Regional Vocational Technical High School	Roof	\$3,273,620	\$1,912,389
Pembroke	Hobomock Elementary School	Roof	\$2,644,041	\$1,311,003
	North Pembroke Elementary School	Roof	\$3,512,241	\$1,741,452
	Pembroke Community Middle School	Roof	\$2,336,614	\$1,158,578
	Pembroke High School	Roof	\$3,445,231	\$1,708,240
Pentucket Regional School District	Pentucket Regional Middle School	Roof, Boiler	\$1,668,387	\$732,493
Quincy	Merrymount Elementary School	Window	\$744,726	\$490,111
	Wollaston Elementary School	Window	\$921,904	\$606,771
	North Quincy High School	Window	\$3,672,300	\$2,413,632
Randolph	Randolph Community Middle School	Boiler	\$505,885	\$326,256
	Randolph High School	Partial Roof	\$1,525,600	\$1,047,154

(Continued)



Project Funding Agreement Accelerated Repair Program | **Vote**

District	School	Scope	Total Project Budget	Estimated Maximum Total Facilities Grant
Southern Middlesex Regional Vocational Technical School District	Joseph P. Keefe Regional Technical School	Roof	\$5,997,420	\$3,903,440
Wellfleet	Wellfleet Elementary School	Roof	\$436,357	\$151,296
Westhampton	Westhampton Elementary School	Roof, Window	\$1,117,517	\$496,016
Worcester	Worcester East Middle School	Boiler	\$2,865,498	\$2,064,010
Totals			\$71,781,876	\$37,611,713



Preferred Schematic | **Vote**

District	School	Project Scope	Preliminary Design Pricing – Estimated Total Construction Cost	Estimated Total Project Costs
Haverhill	Caleb Dustin Hunking Middle School	New	\$50,025,600	\$61,531,488
		Total	\$50,025,600	\$61,531,488



Preferred Schematic | Haverhill

Caleb Dustin Hunking Middle School

- Year Opened: 1959
- Current Grades: 6-8
- Agreed Upon Grade Configuration: K-8
- Agreed Upon Enrollment: 1,005
- Proposed Scope of Project: New Construction
- Existing Square Footage: 59,555
- Proposed Square Footage: 147,992
- Estimated Construction Cost of Preferred Schematic: \$50,025,600



Project Scope and Budget | **Vote**

District	School	Project Scope	Total Project Budget	Estimated Maximum Total Facilities Grant
Gloucester	West Parish School	New	\$39,574,111	\$14,732,645
North Middlesex Regional School District	North Middlesex Regional High School	New	\$89,084,977	\$39,373,276
Totals			\$128,659,088	\$54,105,921

*See district specific slides for conditional reimbursement rate incentive point information



Project Scope and Budget | Gloucester

West Parish School

- Year Opened: 1949
- Grades: K-5
- Agreed Upon Grade Configuration: K-5
- Agreed Upon Enrollment: 355
- Scope of Project: New Construction
- Existing Square Footage: 41,420
- Proposed Square Footage: 65,679
- District Total Project Budget: \$39,574,111
- Basis of Estimated Total Facilities Grant: \$24,665,403
- Reimbursement Rate: 59.73%*
- Estimated Maximum Total Facilities Grant: \$14,732,645
- City Council Meeting: February 2014

*The MSBA has provisionally included two (2) incentive points for energy efficiency, subject to the District meeting certain sustainability requirements for the project. If the District does not meet the requirements for energy efficiency, the District will not qualify for these incentive points, and the MSBA will adjust the reimbursement rate accordingly.



Project Scope and Budget |

North Middlesex Regional High School

- Year Opened: 1960
- Grades: 9-12
- Agreed Upon Grade Configuration: 9-12
- Agreed Upon Enrollment: 870
- Scope of Project: New Construction
- Existing Square Footage: 197,377
- Proposed Square Footage: 180,530
- District Total Project Budget: \$89,084,977
- Basis of Estimated Total Facilities Grant: \$65,050,886
- Reimbursement Rate: 60.63%*
- Estimated Maximum Total Facilities Grant: \$39,373,276
- Town Meeting: March 18, 2014 and April 28, 2014

*The MSBA has provisionally included two (2) incentive points for energy efficiency, subject to the District meeting certain sustainability requirements for the project. If the District does not meet the requirements for energy efficiency, the District will not qualify for these incentive points, and the MSBA will adjust the reimbursement rate accordingly.



Summary of Bid Data

Year	Number of Projects	Design Basis for Enrollment	Project Budget	Construction Budget
2013	30	23,598	\$1.16 B	\$972.6 M
2014	11	8,870	\$583.0 M	\$453.4 M
2015	1	970	\$80.2 M	\$62.0 M
Grand Total	42	33,438	\$1.723 B	\$1.443 B

- These numbers are based on preliminary information received from the District and are subject to further review and calculation.
- The 2013 numbers include Core Program and Science Lab Initiative projects, not Accelerated Repair projects.



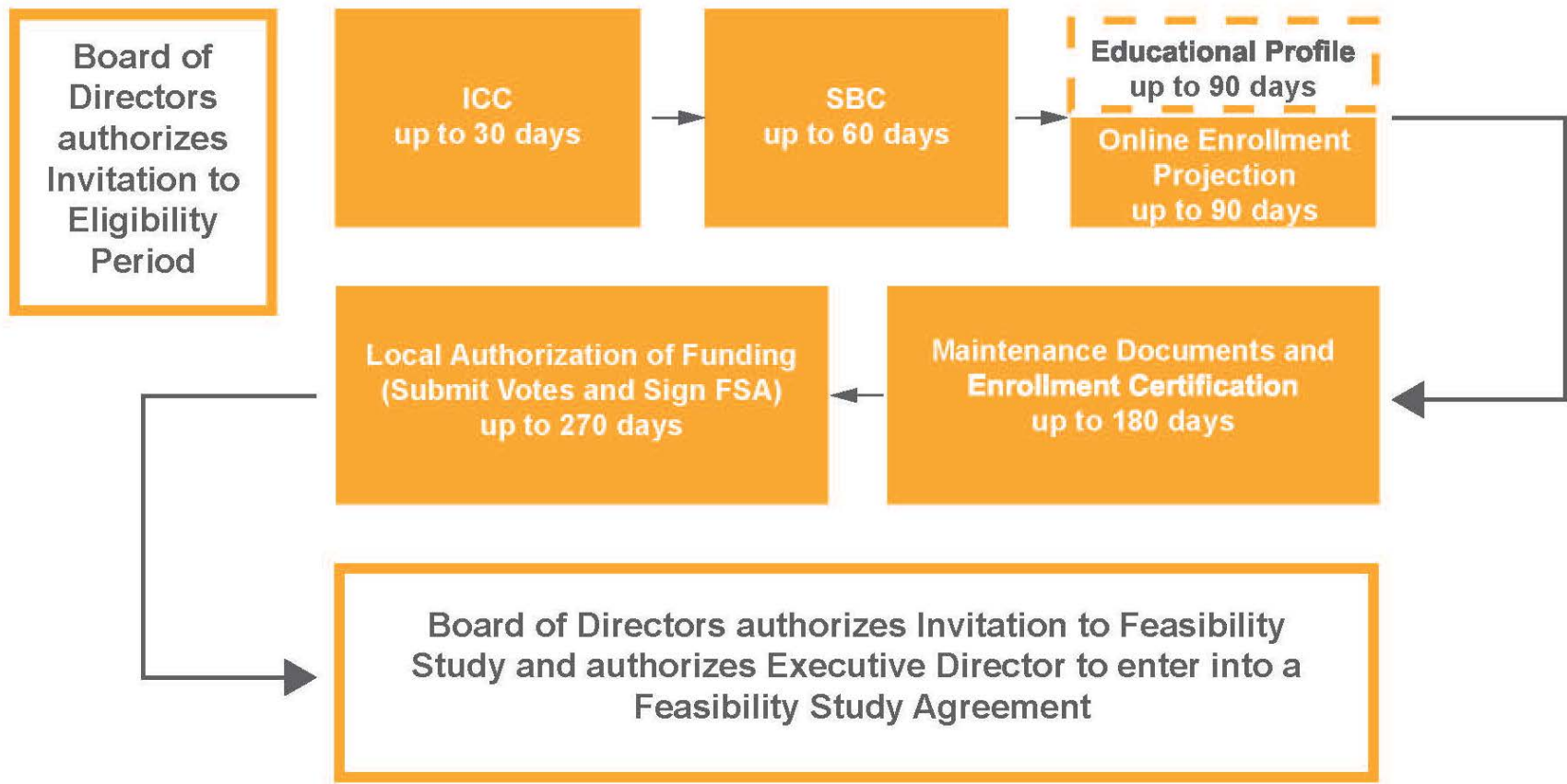
Construction Estimate vs. 2013 Bid Amount

- All 2013 bids have come in.
- Core Program
 - 18 bids received and 12 GMPs executed in 2013.
 - Of the 30 projects, 23 bids came in within the estimated budget.
- Science Lab Initiative
 - Of the eight projects; eight bids have been received.
 - All eight are within the district's estimated budget.
- Accelerated Repair Program
 - Out of 36 projects, 31 bids were received 2013.
 - Of the 31, 29 bids have been reported.
 - Of the 29 projects, 25 bids came within the estimated budget.



Eligibility Period / Educational Profile

Attachment B: Eligibility Period

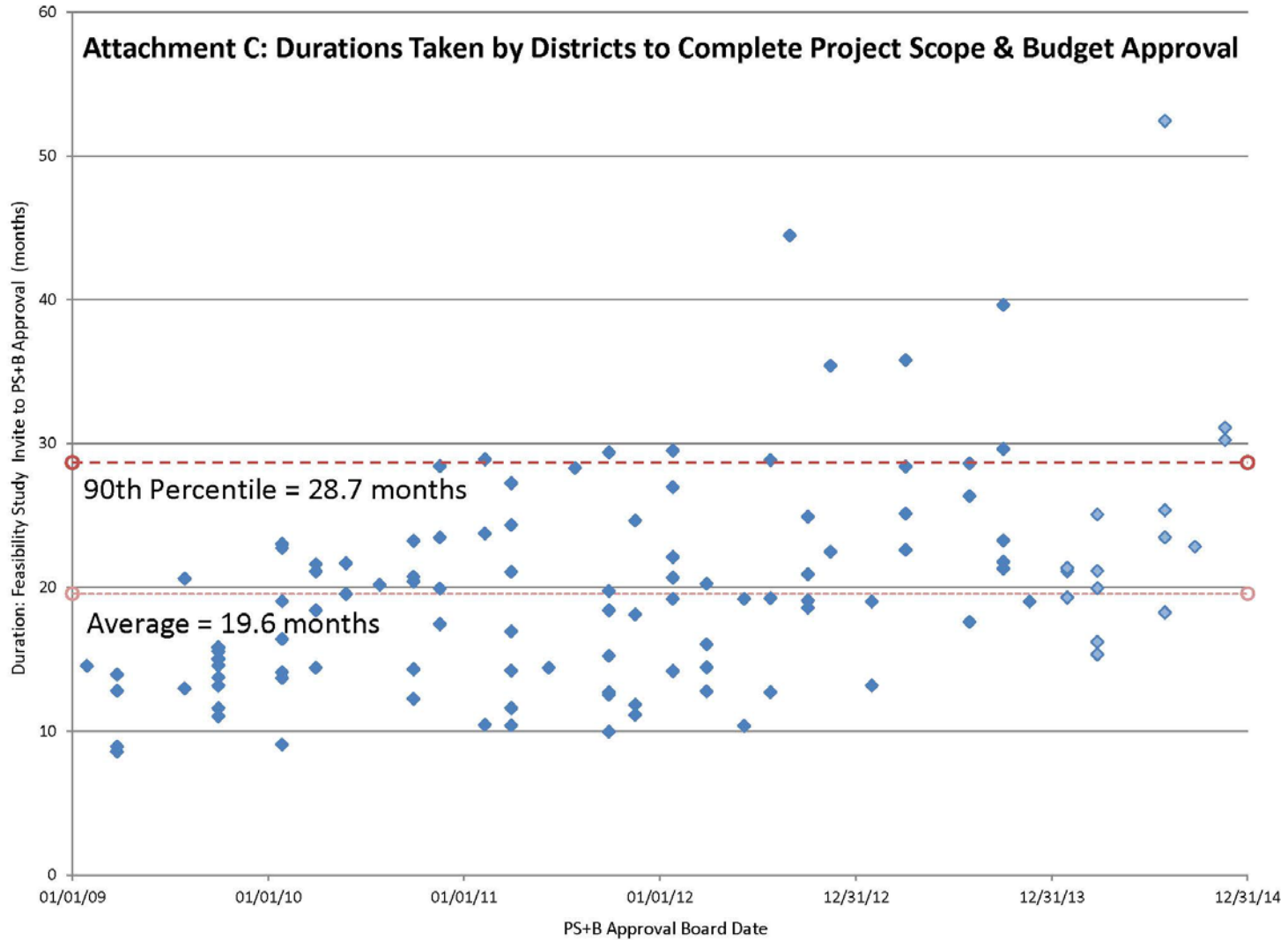




Eligibility Period / Educational Profile

- The MSBA recommends the introduction of an Educational Profile during the Eligibility Period to be completed by districts receiving an invitation to Eligibility Period as of January 1, 2014.
- Over the next two years, MSBA staff will monitor the information received from the Educational Profiles and seek input from districts regarding the information requested.
- MSBA staff will assess the impact of the Educational Profile questionnaire submitted by districts at the end of the Feasibility Study phase as a means to inform future efforts.

Feasibility Study / Schematic Design Durations





Feasibility Study Duration Recommendations

- Establish a 30-month term duration for Feasibility Study Agreements
- Allow a one-time extension of up to six months (maximum of 36 months total), at the discretion of the MSBA's Executive Director. Additional extensions would require Board Authorization.
- Make effective for District's receiving an invitation to collaborate with the MSBA to conduct a Feasibility Study as of January 1, 2014.



Springfield Update | Vote

Elias Brookings Elementary School

- Year Opened: 1925
- Grades: PK-5
- Agreed Upon Grade Configuration: PK-5
- Agreed Upon Enrollment: 320
- Scope of Project: New Construction
- Existing Square Footage: 59,769
- Proposed Square Footage: 64,800
- District Total Project Budget: \$27,900,000
- Basis of Estimated Total Facilities Grant: \$25,563,992
- Reimbursement Rate: 100%
- Estimated Maximum Total Facilities Grant: \$25,563,992



Springfield Update | Vote

Mary A. Dryden Veterans Memorial School

- Year Opened: 1953
- Grades: PK-5
- Agreed Upon Grade Configuration: PK-5
- Agreed Upon Enrollment: 280
- Scope of Project: Addition/Renovation
- Existing Square Footage: 38,850
- Proposed Square Footage: 40,900
- District Total Project Budget: \$15,051,832
- Basis of Estimated Total Facilities Grant: \$10,344,789
- Reimbursement Rate: 100%
- Estimated Maximum Total Facilities Grant: \$10,344,789



Audit Status Update

Former Program

Completed Projects	Projects Currently Submitting for Reimbursement	Estimated costs remaining
784	4	
\$15.3 billion of costs submitted and audited	\$248 million of costs submitted and audited	Approx. \$17 million of costs to be submitted*

→ \$1.4 billion in audit savings to date

**Estimated based on Total Project Budgets from executed funding and submitted costs as of January 21, 2014*



Audit Status Update

New Program

■ **Today's Vote**

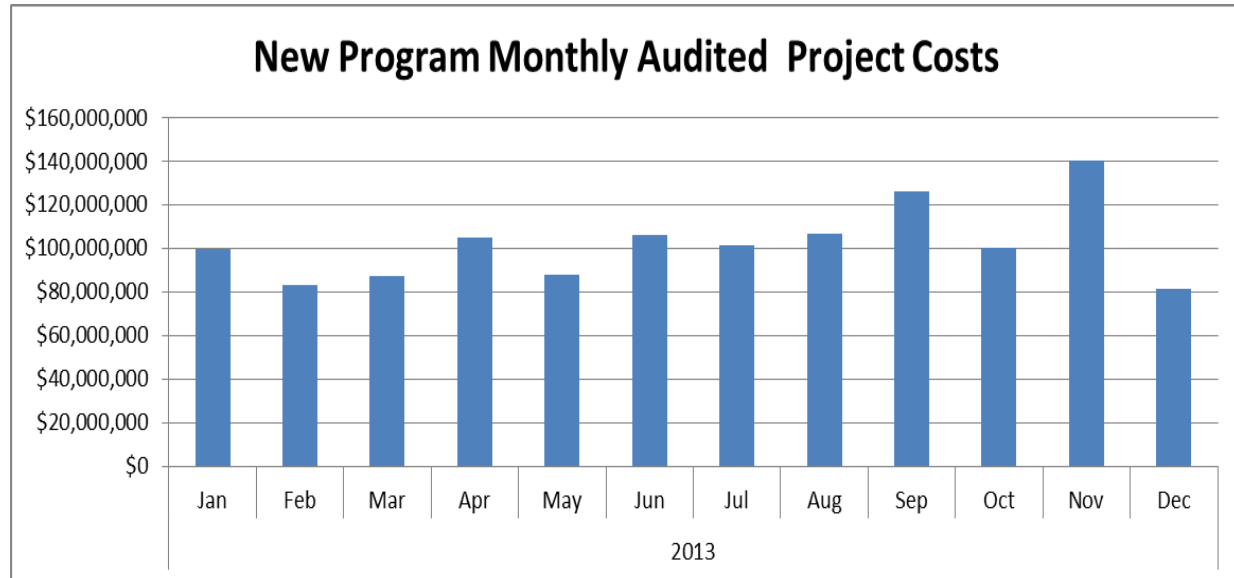
Completed Projects	■	Projects Currently Submitting for Reimbursement	Estimated costs remaining
178	6	223	Approx. \$1.7 billion of costs to be submitted*
\$692 million of costs submitted and audited		\$3 billion of costs submitted and audited	

**Estimated based on Total Project Budgets from executed funding agreements and submitted costs as of January 21, 2014.*



New Program: Monthly Audited Project Costs

- Rolling 12 month submitted costs average of \$102 million
- Total 12 Month Audited Costs = \$1.2 billion





New Program: Closeout Audits

Today's Vote: Exhibit D, Approval of Final Audits

District	School Name	MSBA Cx	Reimb. Rate	Total Project Budget	Final Costs Submitted	Basis for Final Total Facilities Grant	Final Total Facilities Grant
Greenfield	Four Corners Elementary School	x	78.95%	\$1,763,439	\$1,776,739	\$1,601,464	\$1,264,356
Lowell	Lowell High School	x	80.00%	1,303,468	1,101,232	916,886	733,509
Medway	Medway Middle School	x	50.79%	22,110,820	21,132,578	18,385,408	9,337,949
Mendon-Upton Regional	Miscoe Hill Middle School	x	47.21%	3,994,432	2,604,377	2,554,956	1,206,195
Nauset Regional	Regional High School	x	37.32%	5,132,057	4,851,924	4,763,400	1,777,701
Pentucket Regional	Bagnall Elementary School	x	51.42%	2,303,876	2,327,355	2,144,094	1,102,493
				\$36,608,092	\$33,794,205	\$30,366,208	\$15,422,202

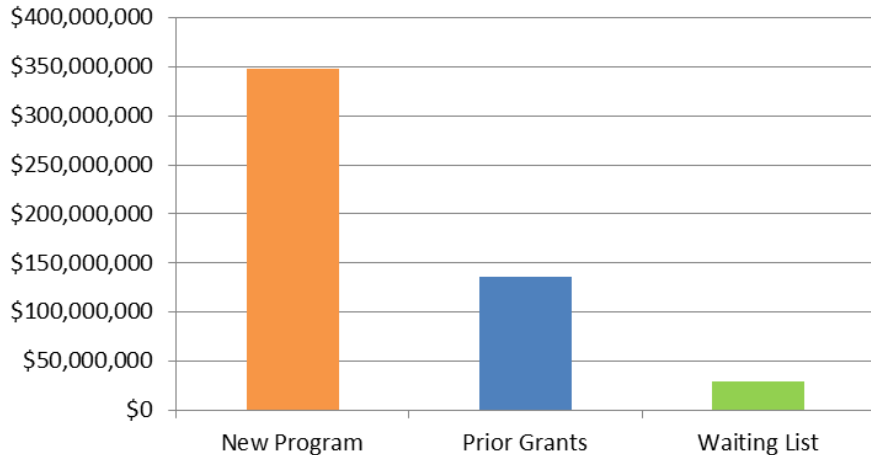


Grant Payments – FY2014 YTD Update

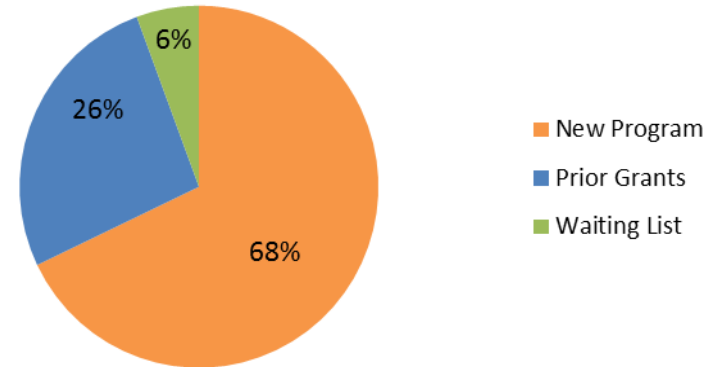
*FY2014 YTD Grant Payments Summary**

Program	Grant Payments	# Projects	# Districts
New Program	348,508,893	170	121
Prior Grants	135,876,062	181	114
Waiting List	28,949,241	30	22
	513,334,196	381	159

FY2014 Grant Payments - YTD by Program



FY2014 Grant Payments - YTD % by Program



* Reflects grant payments processed as of January 16, 2014.



SMART Collections Update

Month	Jul	Aug	Sep	Oct	Nov	Dec	YTD
FY13 Collections (\$ 000)	60,514	56,214	53,253	57,667	54,031	55,053	336,732
FY14 Collections (\$ 000)	64,231	60,261	56,759	61,476	57,320	59,134	359,181
Change (\$ 000)	3,717	4,047	3,505	3,809	3,289	4,081	22,449
% Change	6.1%	7.2%	6.6%	6.6%	6.1%	7.4%	6.7%

- Total sales collections through December were \$22.4 million (6.7%) greater than collections through same period in FY13
- Commonwealth’s FY15 consensus revenue estimate assumes SMART collections of \$771.5 million for fiscal year beginning July 1, 2014
 - Commonwealth’s FY14 estimate for SMART unchanged at \$728.3 million

