

Massachusetts School Building Authority

Steven Grossman
Chairman, State Treasurer

John K. McCarthy
Executive Director



Board Meeting

January 14, 2015



Table of Contents

- Executive Director's Report
 - Project Visits & Local Votes
- Project Votes
- Project Overview Report
- Audit Update
- Finance Update



Project Visits & Local Votes

- Since the November 19, 2014 Board meeting, the MSBA has visited 21 projects.
- Two Districts have voted affirmatively to appropriate full project funds.
- The vote for a Feasibility Study appropriation failed in Orange.

Project Visits			Local Votes
Auburn Chicopee Duxbury Georgetown Greenfield Lynn Marshfield	Monomoy RSD Newton North Adams North Reading Peabody Revere South Hadley	Springfield (Brookings) Springfield (Central) Sutton Wachusett RSD Webster West Bridgewater Winchester	Chelsea Orange Scituate



Project Milestones

Since the November 19, 2014 Board meeting, the MSBA has attended three project milestone celebrations.

Ribbon Cutting Ceremony

- Greater New Bedford Regional Vocational Technical High School (*Greater New Bedford RVTSD*)

Opening Ceremony

- Stoneham Middle School (*Stoneham*)

Groundbreaking Ceremony

- Riverbend Elementary School (*Athol-Royalston RSD*)



Riverbend Elementary School (Athol-Royalston RSD)
Groundbreaking Ceremony on December 16, 2014



Riverbend Elementary School (Athol-Royalston RSD)
Groundbreaking Ceremony on December 16, 2014



Project Visits

Upcoming site visits anticipated in February and March:

Project Visits

Assabet Valley RSD
Auburn
Chicopee
Georgetown
Greater Lowell RSD
Greenfield
Gloucester
Newton

North Adams
Peabody
Revere
Southwick-Tolland-Granville RSD
(Regional High School)
Southwick-Tolland-Granville RSD
(Woodland)
Southwick-Tolland-Granville RSD
(Powder Mill)

South Hadley
Springfield (Brookings)
Springfield (Central)
Wachusett RSD
Wakefield
Wilmington
Winchester
Worcester County (Baypath)



Project Removal From Capital Pipeline | **Vote**

District	School	Invitation Date
Berkshire Hills Regional School District	Monument Mountain Regional High School	September 29, 2010
Swampscott	Hadley Elementary School	January 25, 2012



Project Removal From Accelerated Repair Program | **Vote**

District	School	Invitation Date
Nashoba Regional School District	Florence Sawyer School	June 4, 2014



2014 Statement of Interest (SOI)

- 227 SOIs submitted by 132 Districts
- Accelerated Repair Program
 - 119 SOIs submitted by 60 districts
 - 51 SOIs have been invited into the Program
 - 68 SOIs received “No Action Letters”



2014 SOI Review Process

- SOI Review for Core Program
- 108 SOIs submitted by 72 districts:
 - Content review of the SOIs began in the spring of 2014
 - Senior Studies and site visits to certain facilities occurred throughout the fall



2015 SOI Process

- 2015 SOI Process opened on Friday, January 9, 2015
- Accelerated Repair
 - The SOI closing date for districts submitting under the Accelerated Repair Program, will be February 13, 2015
- Core Program
 - The SOI closing date for districts submitting under the Core Program will be April 10, 2015



Invitation to Eligibility Period | **Vote**

District	School
Attleboro	Attleboro High School
Bristol County Agricultural Regional School District	Bristol County Agricultural High School
Cape Cod Regional Vocational Technical School District	Cape Cod Regional Technical High School
Clarksburg	Clarksburg Elementary School
Fall River	B.M.C. Durfee High School
Lynn	Pickering Middle School
Middleborough	Middleborough High School
Saugus	Saugus High School
Taunton	James L. Mulcahey Elementary School
Waltham	Waltham High School
Westport	Westport Middle School
Worcester	South High Community School



Invitation to Feasibility Study | **Vote**

District	School
Bourne	James F. Peebles Elementary School



Project Funding Agreement Accelerated Repair Program | **Vote**

(1 of 2)

District	School	Scope	Total Project Budget	Estimated Maximum Total Facilities Grant
Auburn	Auburn Middle School	Roof/ Partial Boiler	\$2,168,605	\$1,106,476
	Bryn Mawr Elementary School	Roof	\$855,548	\$436,704
Brockton	Ashfield Middle School	Roof/Boiler	\$3,590,486	\$2,672,826
	Brookfield Elementary School	Roof	\$3,861,775	\$2,873,804
	Gilmore School Early Childhood Center	Roof/Boiler	\$2,843,301	\$2,117,895
Falmouth	Lawrence Middle School	Window/Door	\$3,947,636	\$1,430,279
Greenfield	Green River Elementary School	Roof/ Window/Door	\$2,340,110	\$1,583,470
Leominster	Northwest Elementary School	Roof	\$3,249,170	\$2,143,917
Medway	John D. McGovern School	Window/Door	\$1,251,598	\$538,021
Middleton	Fuller Meadow School	Partial Roof	\$1,626,130	\$604,897



Project Funding Agreement

Accelerated Repair Program | **Vote**

(2 of 2)

District	School	Scope	Total Project Budget	Estimated Maximum Total Facilities Grant
Northampton	Leeds Elementary School	Partial Roof	\$680,871	\$355,345
	R.K. Finn Ryan Road Elementary School	Partial Roof	\$1,076,554	\$574,959
Randolph	J.F. Kennedy Elementary School	Window/Door	\$2,669,252	\$1,865,143
	Randolph High School	Partial Window/Door	\$5,177,636	\$3,636,340
Southern Berkshire Regional School District	Mount Everett Regional High School	Roof/Boiler	\$7,741,013	\$2,612,552
Springfield	John F. Kennedy Middle School	Window/Door	\$2,985,603	\$2,096,906
	Kensington International School	Window/Door	\$1,222,828	\$748,320
Tri-County Regional Vocational School District	Tri-County Regional Vocational Technical High School	Boiler	\$998,120	\$449,982
Tyngsborough	Tyngsborough High School	Roof/Boiler	\$4,074,418	\$1,991,874
Wellesley	Wellesley Middle School	Window/Door	\$4,991,050	\$1,423,968

Totals **\$57,351,704** **\$31,263,678**



Project Scope and Budget | **Vote**

District	School	Project Scope	Total Project Budget	Estimated Maximum Total Facilities Grant
Westborough	Sarah W. Gibbons Middle School	Repair	\$26,770,882	\$11,131,080
Worcester	Nelson Place School	New	\$58,216,750	\$33,717,513
Totals			\$84,987,632	\$44,848,593

*See district specific slides for conditional reimbursement rate incentive point information.



Project Scope and Budget | Westborough

Sarah W. Gibbons Middle School

- Year Opened: 1956
- Current Grade Configuration: 7-8
- Agreed Upon Grade Configuration: 7-8
- Agreed Upon Enrollment: 550
- Scope of Project: Limited Repair and Renovation
- Existing Square Footage: 110,000
- Proposed Square Footage: 110,000
- District Total Project Budget: \$26,770,882
- Estimated Basis Total Facilities Grant: \$23,932,660
- Reimbursement Rate*: 46.51%
- Estimated Maximum Total Facilities Grant: \$11,131,080

*The MSBA has provisionally included one (1) incentive point for the Construction Manager at Risk construction delivery method, subject to the District receiving approval from the Office of the Inspector General to utilize this method.



Project Scope and Budget | Worcester

Nelson Place School

- Year Opened: 1927
- Current Grade Configuration: PK-6
- Agreed Upon Grade Configuration: PK-6
- Agreed Upon Enrollment: 600
- Scope of Project: New facility on existing site with additional land
- Existing Square Footage: 55,400
- Proposed Square Footage: 111,256
- District Total Project Budget: \$58,216,750
- Estimated Basis Total Facilities Grant: \$42,146,891
- Reimbursement Rate*: 80.00%
- Estimated Maximum Total Facilities Grant: \$33,717,513

*By statute, 80% is the maximum reimbursement rate. Here, the City's reimbursement rate is 80% before applying an incentive point for the Construction Manager at Risk construction delivery method or two incentive points for the Energy Efficiency – "Green Schools" category. If the City does not qualify for these incentive points, its reimbursement rate of 80% will not be affected because the reimbursement rate is the maximum rate of 80% prior to application of the Construction Manager at Risk construction delivery method incentive point or the Energy Efficiency – "Green Schools" incentive points.



Summary of Bid Data

Year	Number of Projects	Design Basis for Enrollment	Project Budget	Construction Budget
2014	15	13,005	\$839.9 M	\$653.5 M
2015	11	8,990	\$745.2 M	\$584.2 M
Grand Total	26	21,995	\$1.59 B	\$1.24 B

Note: These numbers are based on preliminary information received from the District and are subject to further review and calculation.

- Anticipated Bids in 2015:
 - January – Gloucester (GMP), Lunenburg (GMP), Milford (GMP), and Newton (GMP)



Core Program

Construction Estimate vs. 2014 Bid Amount

- 13 out of 15 bids received in 2014
- Of the 13, nine bids came in within the estimated budget

District	School	Scope	Project Type	Bid Date	Construction Estimate **	Bid Amount **	Variance from Construction Estimate	Reimbursement Rate	Potential Grant Variance *
				Total	\$567,528,964	\$545,864,245	\$21,664,719	-	\$14,767,754
Revere	William McKinley ES	New	DBB	Jan-14	\$33,897,336	\$31,575,000	\$2,322,336	80.00%	\$1,857,869
North Adams	Conte MS	New	DBB	Mar-14	\$21,853,267	\$21,983,496	-\$130,229	80.00%	\$0
Ayer Shirley RSD	Ayer Shirley RHS	Add/Reno	CMR	Mar-14	\$44,372,576	\$44,375,799	-\$3,223	70.25%	\$0
Greater Lowell RSD	GLRVTHS	Major Repair	CMR	Mar-14	\$53,165,631	\$52,472,010	\$693,621	76.84%	\$532,978
South Hadley	Plains ES	New	DBB	May-14	\$21,563,821	\$21,391,144	\$172,677	62.69%	\$108,251
Wachusett RSD	Mountview MS	New	DBB	May-14	\$43,122,257	\$34,887,000	\$8,235,257	57.93%	\$4,770,684
Chicopee	Chicopee Academy	Add/Reno	DBB	May-14	\$30,776,990	\$31,487,000	-\$710,010	80.00%	\$0
Auburn	Auburn MS	New	CMR	May-14	\$35,474,676	\$33,559,242	\$1,915,434	58.61%	\$1,122,636
Greater Lawrence RSD	GLRVTHS	Major Repair	DBB	May-14	\$4,361,641	\$3,484,000	\$877,641	78.95%	\$692,898
Peabody	Higgins MS	New	DBB	Jun-14	\$75,088,552	\$70,094,700	\$4,993,852	56.16%	\$2,804,547
Winchester	Winchester HS	Add/Reno	CMR	Nov-14	\$100,935,610	\$101,235,610	-\$300,000	42.92%	\$0
Athol-Royalston RSD	Riverbend ES	New	DBB	Nov-14	\$35,191,363	\$31,594,000	\$3,597,363	80.00%	\$2,877,890
Lynn	Thurgood Marshall MS	New	CMR	Nov-14	\$67,725,244	\$67,725,244	\$0	80.00%	\$0

*These numbers are based on preliminary information received from the district and are subject to further review and calculation.

**The construction estimate and bid amount do not include pre-construction services and alternatives.



Construction Estimate vs. Bid Amount

- **2013 Accelerated Repair Program**
 - 83% of the 41 reported projects came within the estimated budget
 - Bids for remaining four projects anticipated by March 24, 2015

- **2014 Accelerated Repair Program**
 - Based on PFAs authorized at today's Board, 33 bids are anticipated in 2015



Update on Sustainable Building Policy

Since the March 19, 2014 MSBA Board meeting, staff:

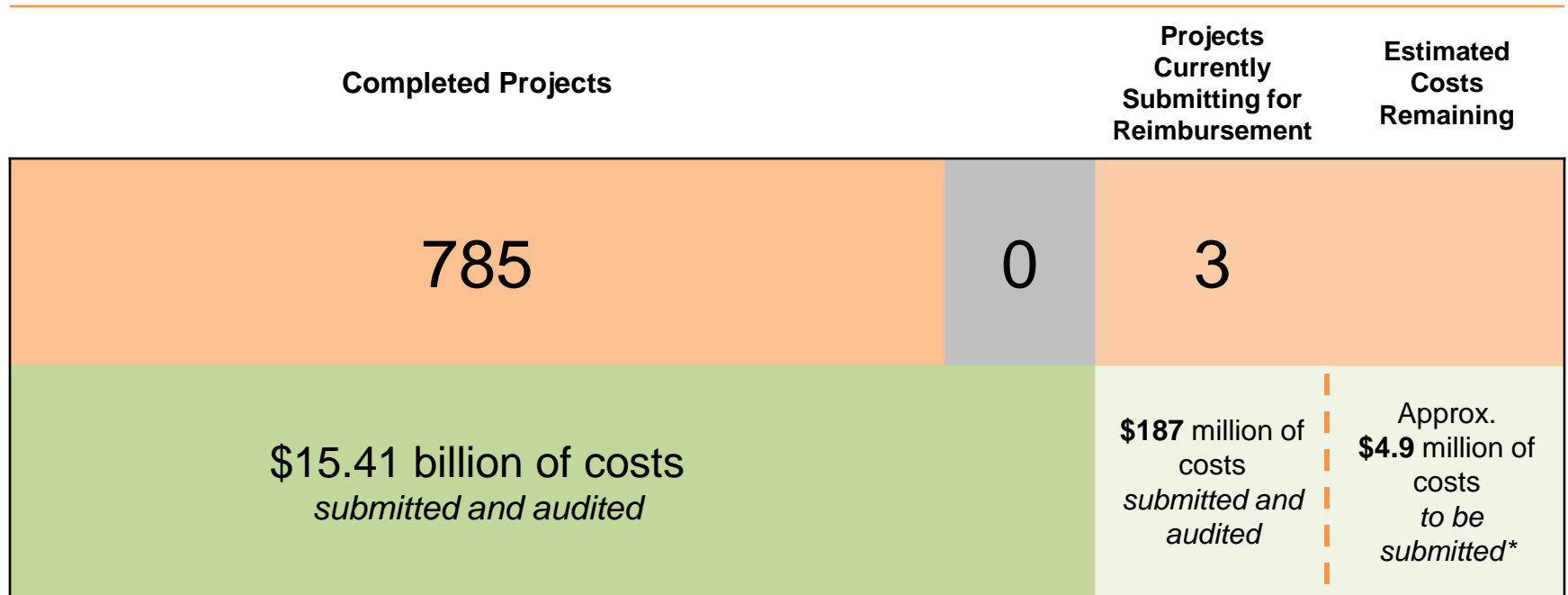
- Reviewed NE-CHPS as a potential additional sustainable criteria to LEED-S V4 for MSBA-funded school projects.
- Evaluated minimum “best practices” standards for all Core Program projects and potential additional reimbursement for Districts that elect to achieve higher levels of energy efficiency.
- Plan to perform further analysis by conducting outreach meetings with design consultants and related organizations to receive feedback from professionals that have direct experience with these sustainable requirements.
- Anticipate forwarding updated recommendations to the MSBA Board of Directors for approval in the spring of 2015.



Audit Status Update

Former Program

■ **Today's Vote**



→ \$1.4 billion in audit savings to date

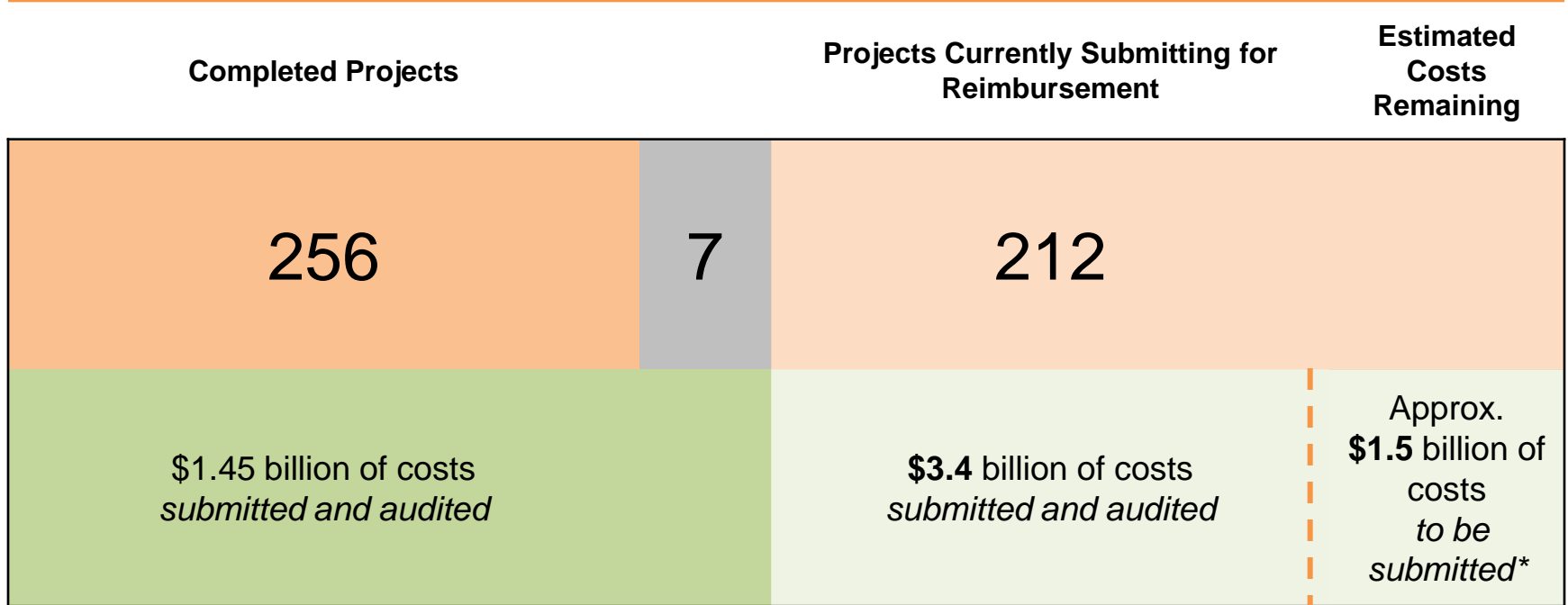
**Estimated based on Total Project Budgets from executed funding and submitted costs as of January 5, 2015.*



Audit Status Update

New Program

■ **Today's Vote**

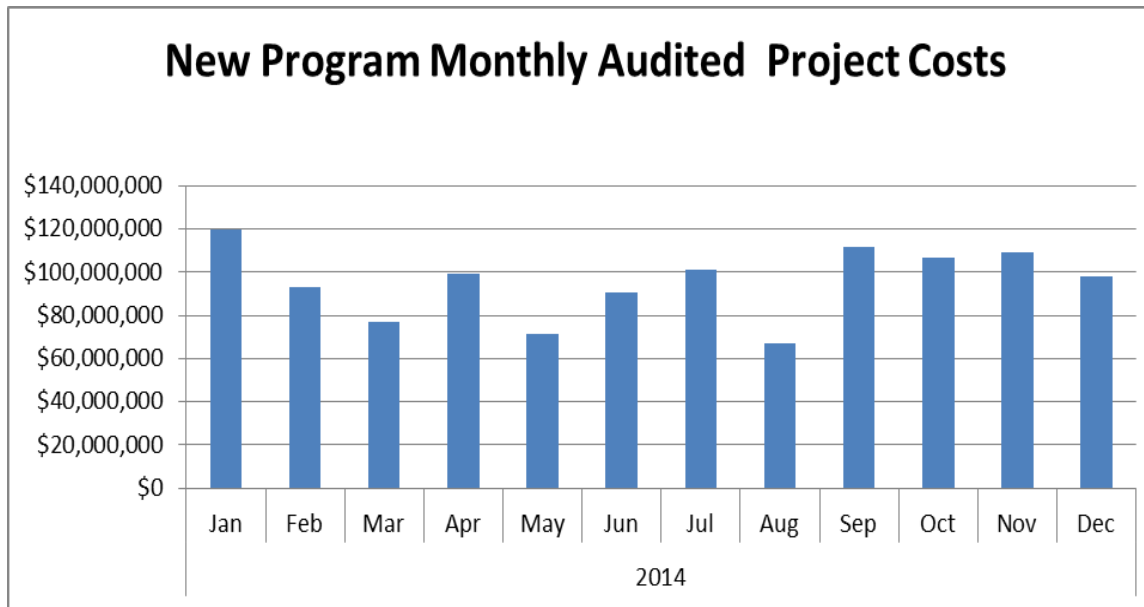


*Estimated based on Total Project Budgets from executed funding agreements and submitted costs as of January 7, 2015.



New Program: Monthly Audited Project Costs

- Rolling 12 month submitted costs monthly average of \$95.4 million
- Total 12 Month Audited Costs = \$1.1 billion





New Program: Closeout Audits

Today's Vote: Exhibit D, Approval of Final Audits

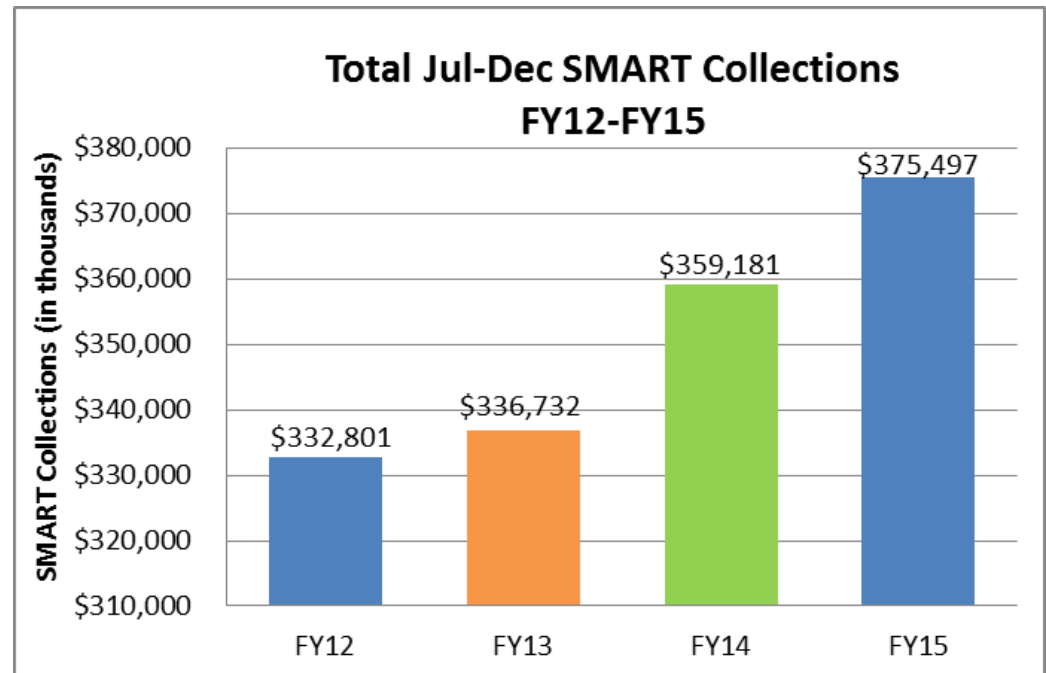
District	School Name	MSBA Cx	Reimb. Rate	Total Project Budget	Final Costs Submitted	Basis for Final Total Facilities Grant	Final Total Facilities Grant
Adams-Cheshire RSD	Hoosac Valley High	X	78.37%	\$40,561,257	\$40,519,872	\$35,709,020	\$27,985,159
Central Berkshire RSD	Berkshire Trail Elementary	NA	54.79%	\$26,000	\$18,288	\$18,288	\$10,020
Dighton-Rehoboth RSD	Regional High School	NA	52.06%	\$49,991	\$48,329	\$47,984	\$24,980
Easton	Easton Junior High School	X	50.16%	\$2,169,467	\$2,108,319	\$2,012,393	\$1,009,416
Hanover	High School	X	50.21%	\$48,740,788	\$50,858,550	\$44,278,642	\$22,232,306
Springfield	Washington School	X	80.00%	\$131,071	\$142,989	\$101,590	\$81,272
Springfield	White Street School	X	80.00%	\$794,491	\$745,622	\$739,522	\$591,618
			TOTAL	\$92,473,065	\$94,441,969	\$82,907,439	\$51,934,771



SMART Collections Update

	Jul	Aug	Sep	Oct	Nov	Dec	YTD
FY14 Collections (\$ 000)	64,231	60,261	56,759	61,476	57,320	59,134	359,181
FY15 Collections (\$ 000) *	68,214	62,366	59,553	64,652	60,072	60,640	375,497
Change (\$ 000)	3,983	2,105	2,794	3,176	2,753	1,506	16,316
% Change	6.2%	3.5%	4.9%	5.2%	4.8%	2.5%	4.5%

- FY15 SMART collections through December were approximately \$16.3 million (4.5%) greater than FY14 collections through the same period



* December 2014 collections are based on preliminary data provided by the Department of Revenue.

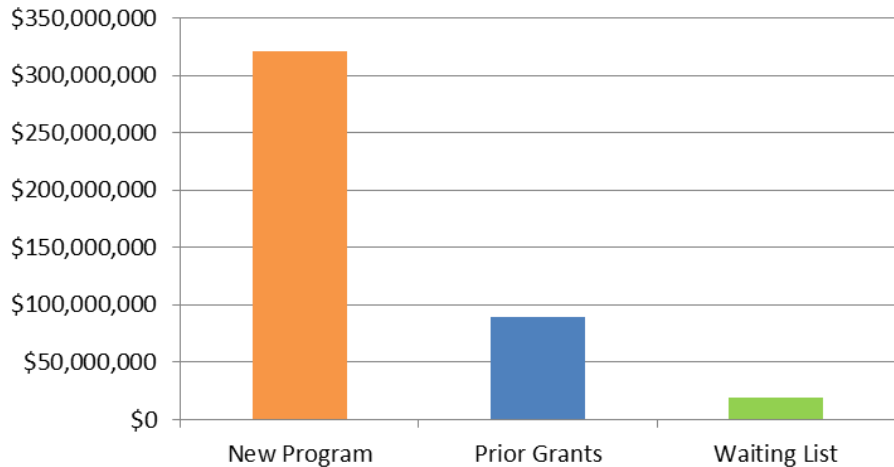


Grant Payments – FY2015 YTD Update

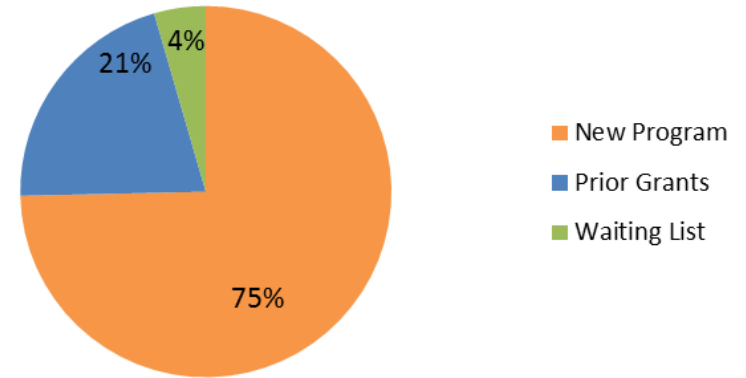
*FY2015 YTD Grant Payments Summary**

Program	Grant Payments	# Projects	# Districts
New Program	\$ 320,861,081	172	118
Prior Grants	\$ 89,674,490	118	84
Waiting List	\$ 19,343,809	30	23
	\$ 429,879,380	320	183

FY2015 Grant Payments - YTD by Program



FY2015 Grant Payments - YTD % by Program



* Reflects grant payments as of January 7, 2015.