

Massachusetts School Building Authority

Deborah B. Goldberg, State Treasurer and Receiver-General

Chairperson

James MacDonald

Chief Executive Officer

Jack McCarthy

Executive Director



Board Meeting

April 26, 2023



Table of Contents

Project Votes

- Project Removal from Accelerated Repair Program | Vote
- Invitation to Feasibility Study | Vote
- Recommendation for Preferred Schematic Design | Vote
- Invitation to Project Scope and Budget, Estimated Maximum Total Facilities Grant of \$39,640,520 | Vote

Audit Update

- Audit Status Report
- Approval of Final Audits with no appeals, MSBA Capital Pipeline Projects grants of \$25,674,578 | Vote

MSBA Updates

- Executive Director's Report
- Project Status Updates
 - Project Overview Report

Finance Update

- Sales Tax Collection | Update
- Grant Payments | Update
- FY23 Budget | Update
- Audit Services | Vote

Legal

- Procurement Policy | Vote

Executive Session



Project Votes



Project Removal from Accelerated Repair Program | **Vote**

District	School	Invitation Date
Boston	Curley K-8 School	October 26, 2022
Scituate	Scituate High School	October 26, 2022



Invitation to Feasibility Study | Vote

District	School
Berkshire Hills Regional School District	Monument Mountain Regional High School
Littleton	Shaker Lane Elementary School
North Attleborough	North Attleborough High School
Southborough	Margaret A. Neary Elementary School



Preferred Schematic Design | **Vote**

District	School	Project Scope	Estimated Total Construction	Estimated Total Project Costs
East Longmeadow	East Longmeadow High School	New	\$147,519,519	\$176,559,772
Hopkinton	Elmwood Elementary School	New	\$135,138,874	\$174,000,000
Whitman-Hanson Regional School District	Whitman Middle School	New	\$103,445,108	\$129,306,385
Whittier Regional Vocational Technical School District	Whittier Regional Vocational Technical High School	New	\$329,384,825	\$404,791,671

Total **\$715,488,326** **\$884,657,828**



Preferred Schematic Project Costs

Board Date Approved	School	Scope	Total Gross Square Feet	Building Cost (\$/sf)	Site, Building Takedown, Haz Mat. Cost (\$/sf)	Estimated Total Construction Cost / (\$/sf)	Construction State Date
4/27/2022	Revere High School	New	585,435	\$475/sf	\$59/sf	\$534/sf	12/4/2024
8/31/2022	Maynard, Green Meadow Elementary School	New	87,980	\$541/sf	\$110/sf	\$651/sf	6/24/2024
8/31/2022	Amherst, Fort River Elementary School	New	105,750	\$622/sf	\$179/sf	\$801/sf	7/1/2024
4/26/2023	Whitman-Hanson, Whitman Middle School	New	139,495	\$657/sf	\$85/sf	\$742/sf	3/10/2025
4/26/2023	East Longmeadow High School	New	191,780	\$660/sf	\$110/sf	\$769/sf	2/24/2025
4/26/2023	Hopkinton, Elmwood Elementary School	New	176,106	\$664/sf	\$103/sf	\$767/sf	7/30/2025
3/1/2023	Tri-County RVTHS	New	285,500	\$682/sf	\$130/sf	\$812/sf	2/15/2024
4/26/2023	Whittier RVTHS	New	375,932	\$713/sf	\$163/sf	\$876/sf	4/25/2025
12/21/2022	Nashoba Regional High School	New	201,680	\$737/sf	\$176/sf	\$912/sf	9/16/2024

Average: \$639/sf \$124/sf \$763/sf



East Longmeadow High School

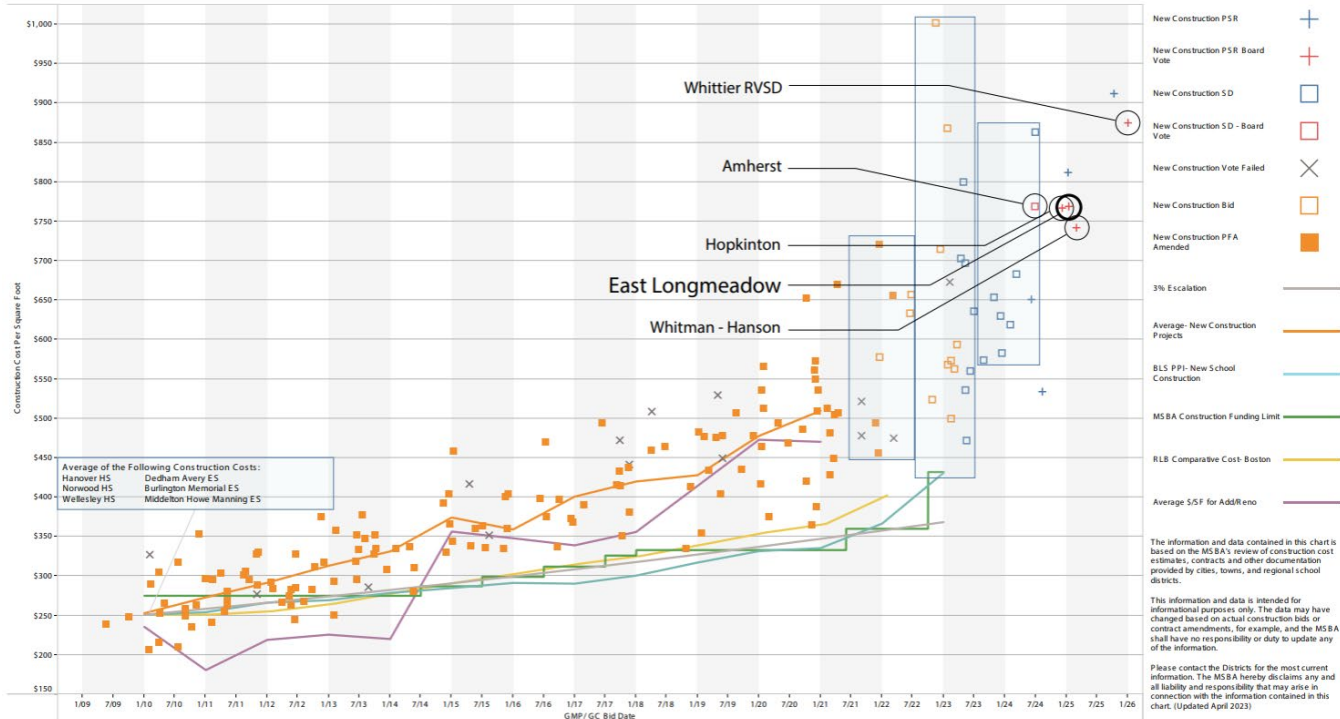
- Year Opened: 1959
- Current Grade Configuration: 9-12
- Agreed Upon Grade Configuration: 9-12
- Agreed Upon Enrollment: 800
- Proposed Scope of Project: New Construction
- Existing Square Footage: 186,890
- Proposed Square Footage: 191,780
- Estimated Total Construction Cost of Preferred Schematic: \$147,519,519



Preferred Schematic Design | East Longmeadow

East Longmeadow High School

New Construction Costs Compared to Common Economic Indicators | April 3, 2023





Preferred Schematic Design | Hopkinton

Elmwood Elementary School

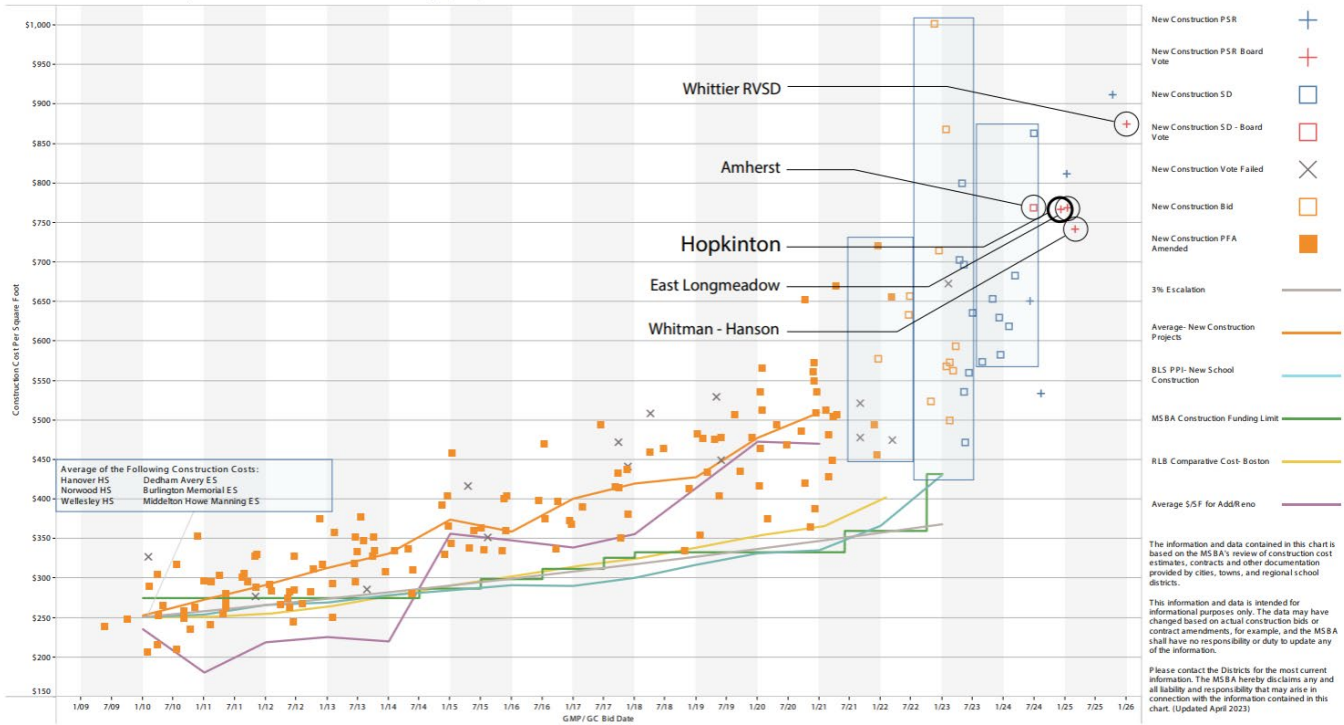
- Year Opened: 1964
- Current Grade Configuration: 2-3
- Agreed Upon Grade Configuration: 2-4
- Agreed Upon Enrollment: 1,195
- Proposed Scope of Project: New Construction
- Existing Square Footage: 78,957
- Proposed Square Footage: 176,106
- Estimated Total Construction Cost of Preferred Schematic: \$135,138,874



Preferred Schematic Design | Hopkinton

Elmwood Elementary School

New Construction Costs Compared to Common Economic Indicators | April 3, 2023





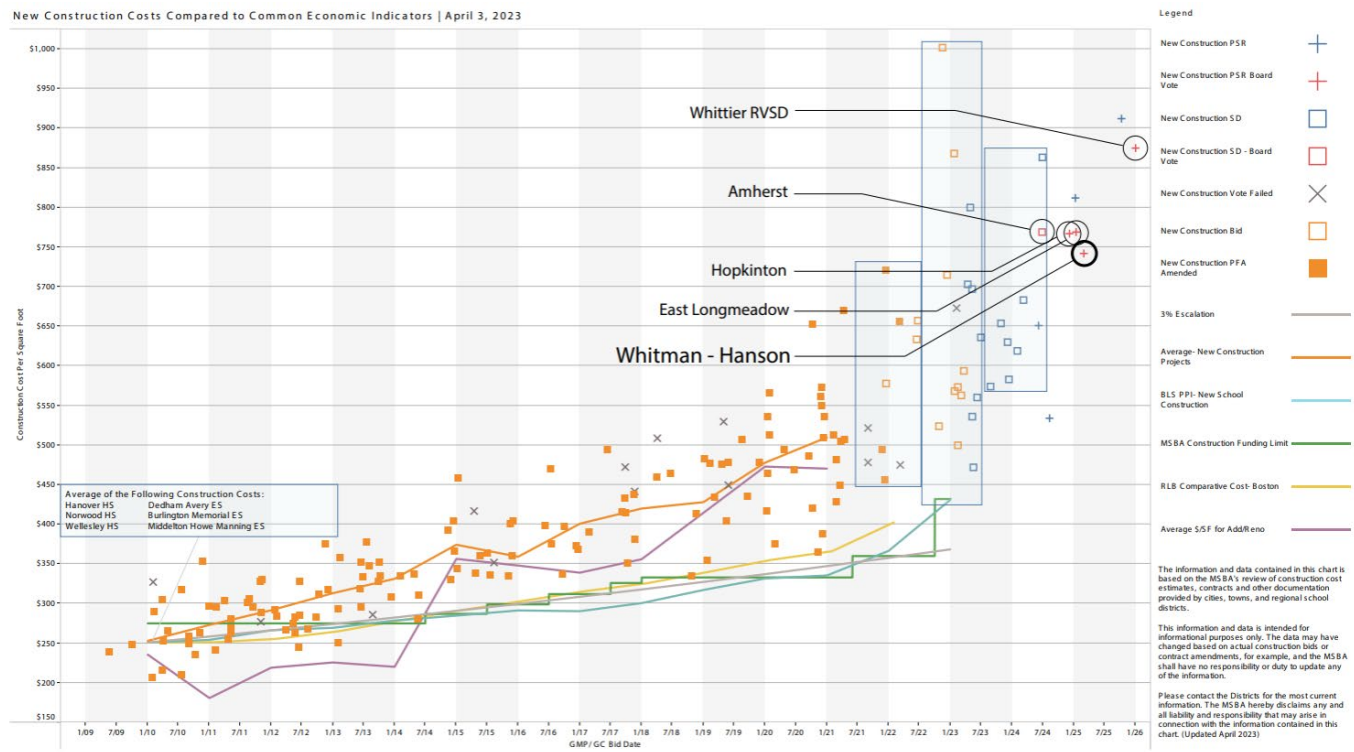
Whitman Middle School

- Year Opened: 1972
- Current Grade Configuration: 6-8
- Agreed Upon Grade Configuration: 5-8
- Agreed Upon Enrollment: 675
- Proposed Scope of Project: New Construction
- Existing Square Footage: 105,004
- Proposed Square Footage: 139,495
- Estimated Total Construction Cost of Preferred Schematic: \$103,445,108



Preferred Schematic Design | Whitman-Hanson Regional School District

Whitman-Hanson Middle School





Preferred Schematic Design | Whittier Regional Vocational Technical School District

Whittier Regional Vocational Technical High School

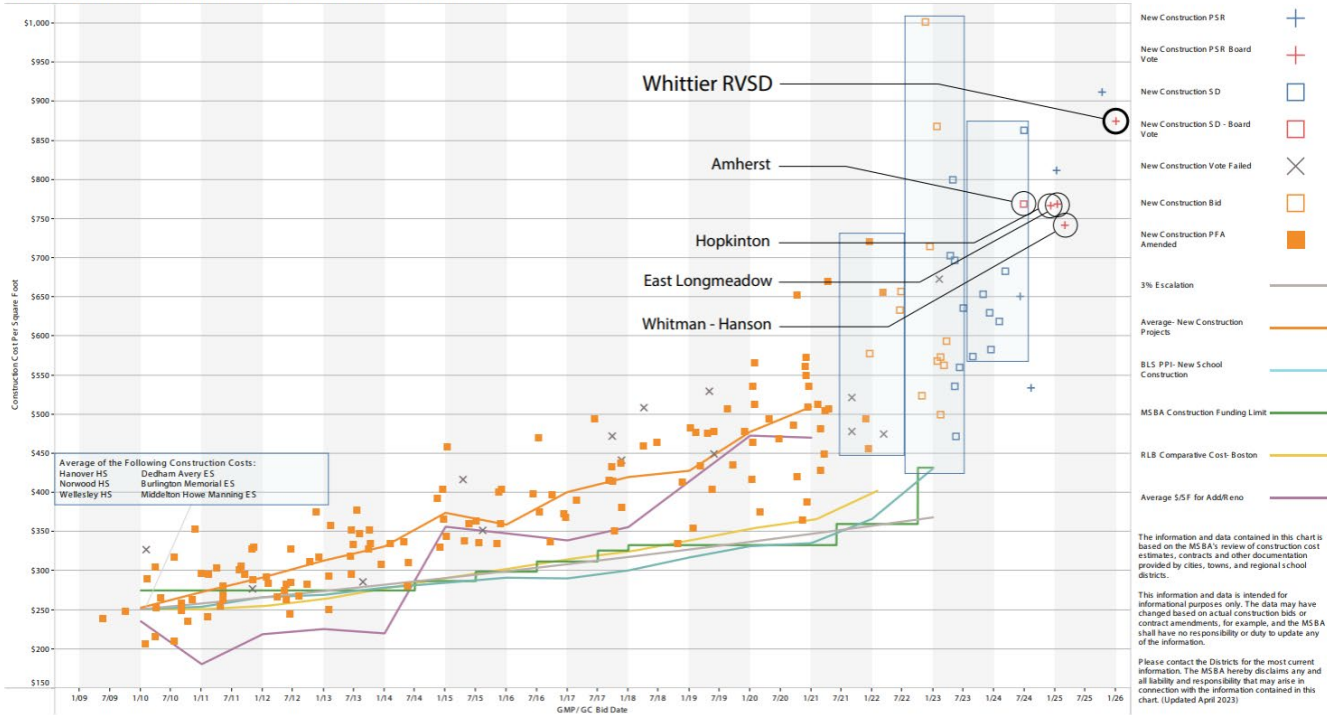
- Year Opened: 1972
- Current Grade Configuration: 9-12
- Agreed Upon Grade Configuration: 9-12
- Agreed Upon Enrollment: 1,280
- Proposed Scope of Project: New Construction
- Existing Square Footage: 356,732
- Proposed Square Footage: 375,932
- Estimated Total Construction Cost of Preferred Schematic: \$329,384,825



Preferred Schematic Design | Whittier Regional Vocational Technical School District

Whittier Regional Vocational Technical High School

New Construction Costs Compared to Common Economic Indicators | April 3, 2023





Project Scope and Budget | **Vote**

District	School	Project Scope	Total Project Budget	Estimated Maximum Total Facilities Grant
Amherst	Fort River Elementary School	New	\$99,222,297	\$39,640,520
Total			\$99,222,297	\$39,640,520



Project Scope and Budget | Amherst

Fort River Elementary School

- Year Opened: 1973
- Current Grade Configuration: K-6
- Agreed Upon Grade Configuration: K-5
- Agreed Upon Enrollment: 575
- Scope of Project: New Construction
- Existing Square Footage: 81,360
- Proposed Square Footage: 105,750
- District Total Project Budget: \$99,222,297
- Estimated Basis Total Facilities Grant: \$58,587,822
- Reimbursement Rate*: 67.66%
- Estimated Maximum Total Facilities Grant: 39,640,520

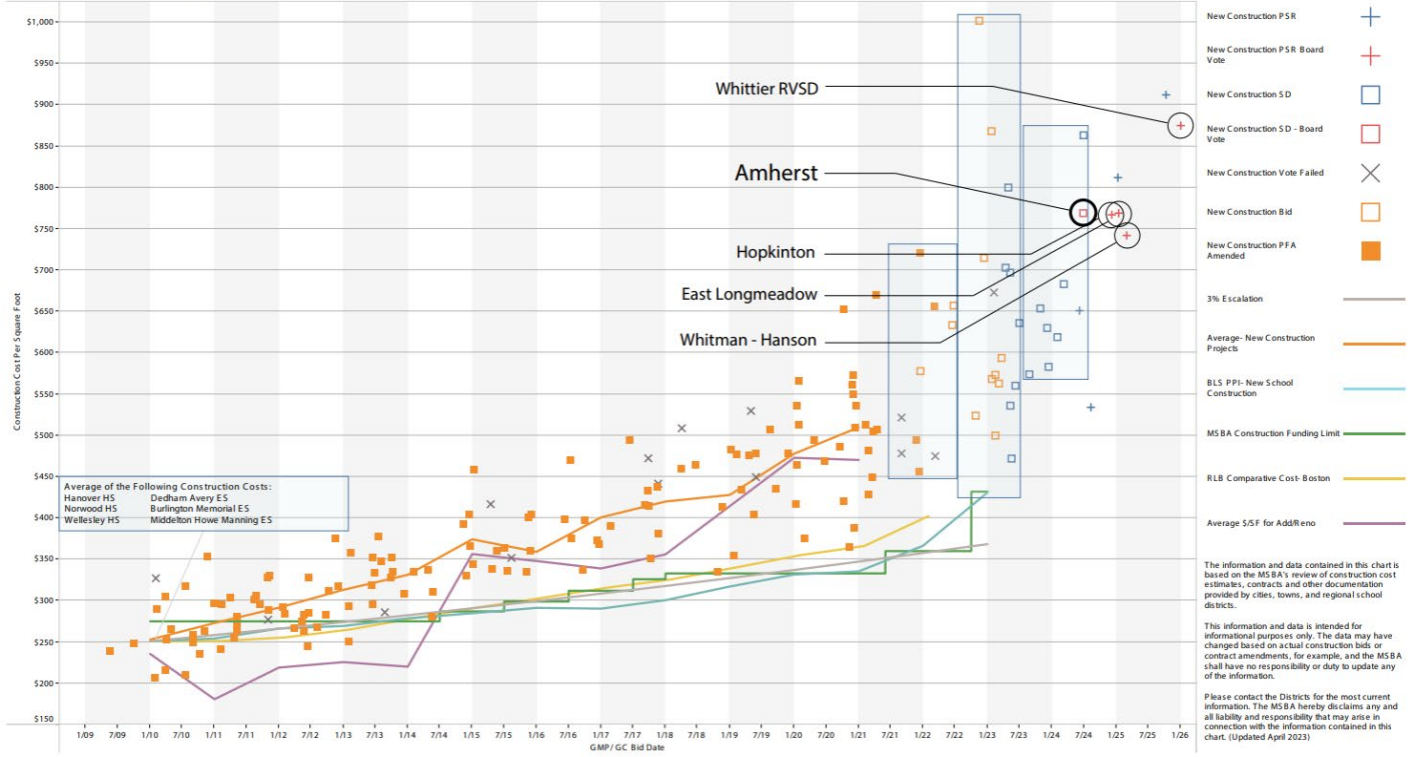
** The MSBA has provisionally included two (2) incentive points for energy efficiency, subject to the District meeting certain sustainability requirements for the project. If the District does not meet the requirements for the energy efficiency, the District will not qualify for these incentive points, and the MSBA will adjust the reimbursement rate accordingly.*



Project Scope and Budget | Amherst

Fort River Elementary School

New Construction Costs Compared to Common Economic Indicators | April 3, 2023





Audit Update



Audit Status Update


Capital Pipeline Program

■ Today's Vote

Completed Projects

Projects
Currently Have
Executed FSA
and PFA

Estimated Costs
Remaining

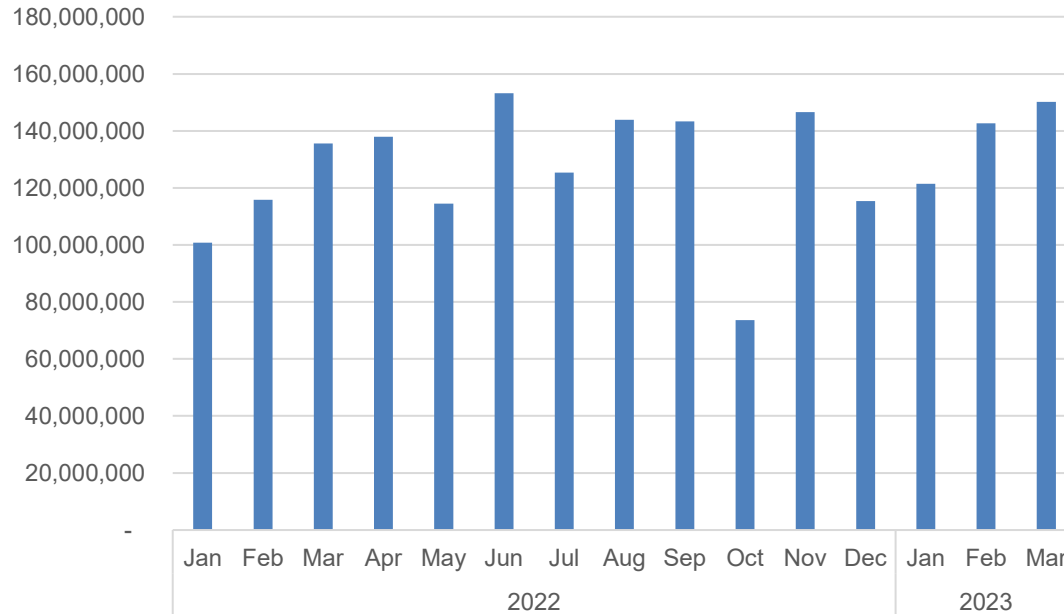


*Estimated based on Total Project Budgets from executed funding agreements and submitted costs as of April 10, 2023.



Capital Pipeline Program | Monthly Audited Project Costs

- Rolling 12 month submitted costs monthly average of \$130.7 million
- Total 12 Month Audited Costs = \$1.57 billion





Capital Pipeline Program | Closeout Audits

Today's Vote: April 26th, 2023 Approval of Final Audits – Capital Pipeline Projects

	MSBA ID	District Name	School Name	Project Type	Project Scope	Reimb. Rate	Total Project Budget	Final Costs Submitted	Ineligible Costs	Basis for Final Total Facilities Grant	Authorized Grant for Cap Reconciliation	Final Total Facilities Grant	Grant Reconciliation FY	Additional Savings in Final Audit Grant for Cap Reconciliation
1	201900440055	Brockton	Huntington	Accelerated Repair	Roof	79.58%	\$2,942,058	\$2,261,037	\$102,519	\$2,158,518	\$2,171,111	\$1,717,749	ARP FY20	\$453,362
2	201800490080	Cambridge	Graham and Parks	Accelerated Repair	Roof	45.49%	\$2,950,222	\$2,539,628	\$284	\$2,539,344	\$1,673,796	\$1,155,148	ARP FY19	\$518,648
3	200902010070	New Bedford	John Hannigan	Core Program	New Construction	80.00%	\$34,734,945	\$34,940,150	\$7,112,922	\$27,827,228	\$22,726,582	\$22,261,782	FY16	\$464,800
4	201903050020	Wakefield	Greenwood	Accelerated Repair	Roof	49.94%	\$1,376,767	\$1,157,651	\$76,556	\$1,081,095	\$705,054	\$539,899	ARP FY20	\$165,155
						TOTAL	\$42,003,992	\$40,898,466	\$7,292,281	\$33,606,185	\$27,276,543	\$25,674,578		\$1,601,965

*The Fiscal Years highlighted in bold are not included in the original FY08-FY16 Grant Reconciliation summary.



MSBA Updates

- **Executive Director's Report**
- Project Status Updates
 - Project Overview Report



Project Visits/ Meetings and Local Votes

- Since the March 1st Board meeting, the MSBA has visited or spoken with 21 projects.
- 1 District has voted to appropriate full project funds as of April 26, 2023.

Project Visits/Meetings		Local Votes	
Amesbury	Nauset	Feasibility Study Funds	Full Project Funds Newton
Andover	Orange		
Arlington	Peabody		
Ashland	Stoneham		
Boston	Springfield		
Braintree	Somerset		
Dennis-Yarmouth	Walpole		
Gloucester	Waltham		
Groton-Dunstable	Westwood		
Lawrence	Worcester		
Lowell			



Project Visits/Meetings

Upcoming site visits and calls anticipated in May and June:

Project Visits/Meetings	
Amesbury	Lawrence
Andover	Orange
Arlington	Somerset
Ashland	Stoneham
Braintree	Waltham
Gloucester	Westwood



MSBA Updates

- Executive Director's Report
- **Project Status Updates**
 - **Project Overview Report**



Funding Vote Extension – Accelerated Repair Program

District	School	PFA Board Approval	90-day Funding Expiration	Reason for Extension	Proposed Vote Date	Recommended Extension	Additional Days
Westford	Lloyd G. Blanchard Middle School	December 21, 2022	March 21, 2023	Debt Exclusion Vote	May 2, 2023	May 19, 2023	60*

*At the December 21, 2022 Board of Director’s meeting the Town of Westford requested, and the Board approved, a 15-day extension beyond the 90-day deadline to obtain local funding due to the established schedule for the required Town Meeting, which resulted in a positive vote on March 25, 2023. The Town has requested an additional 45-day extension, for a total of 60 additional days beyond the 90-day deadline, to allow for the associated debt exclusion ballot vote to be held on May 2, 2023 and certified documentation to be submitted to the MSBA by May 19, 2023.



Accelerated Repair – Bid Summary

2020 Accelerated Repair Program

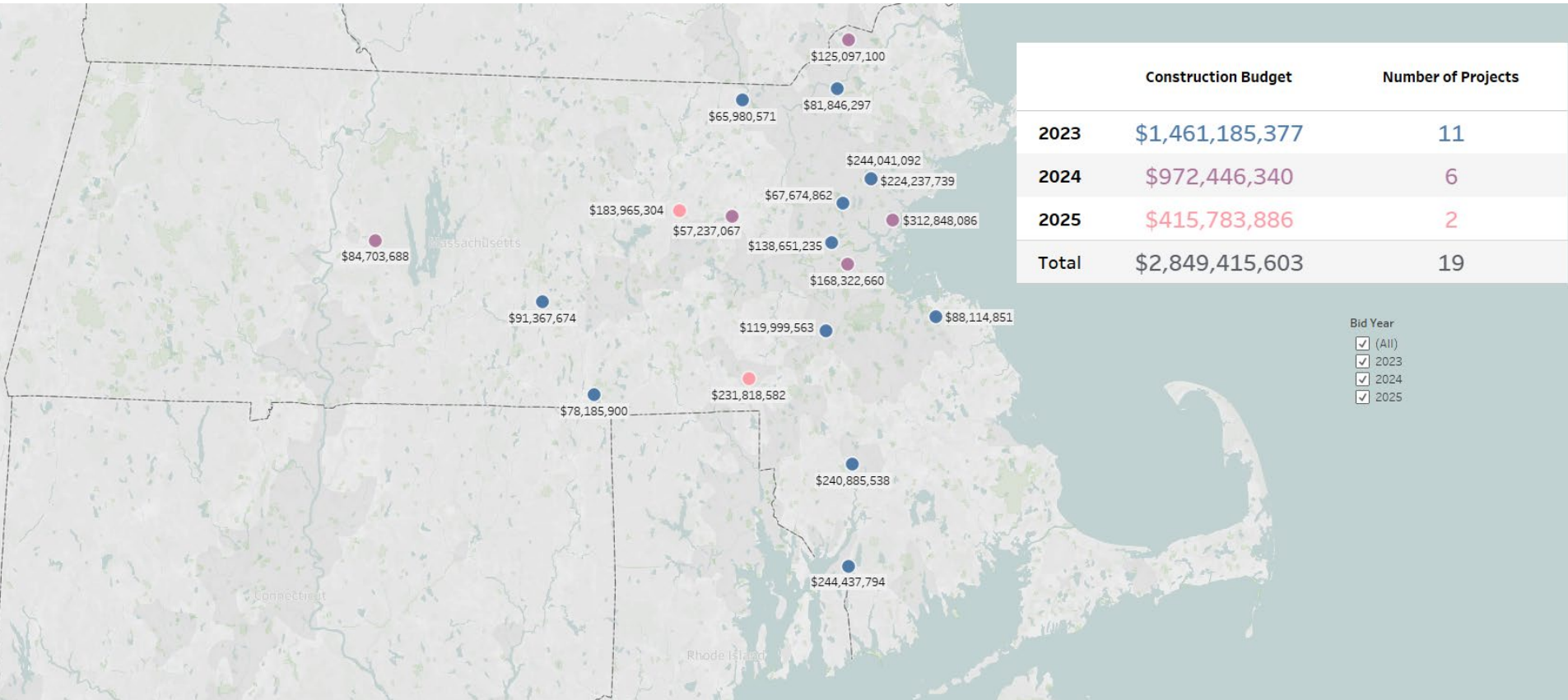
- 14 of the 20 reported projects bid within the estimated budget
- Remaining 2 projects are anticipated to bid by the June Board of Directors meeting

2021 Accelerated Repair Program

- 12 of the 14 reported projects bid within the estimated budget
- 1 additional project is anticipated to bid by the June Board of Directors meeting

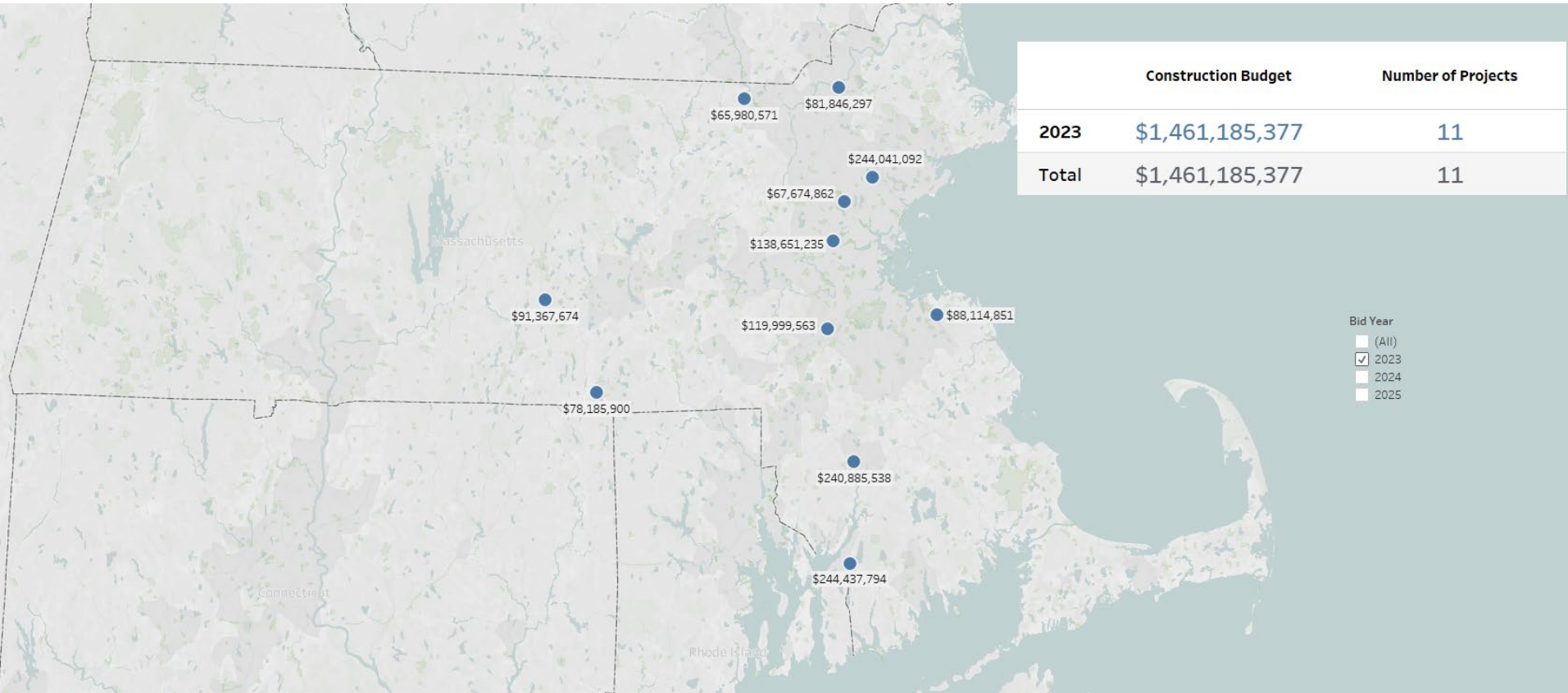


Upcoming MSBA Bids



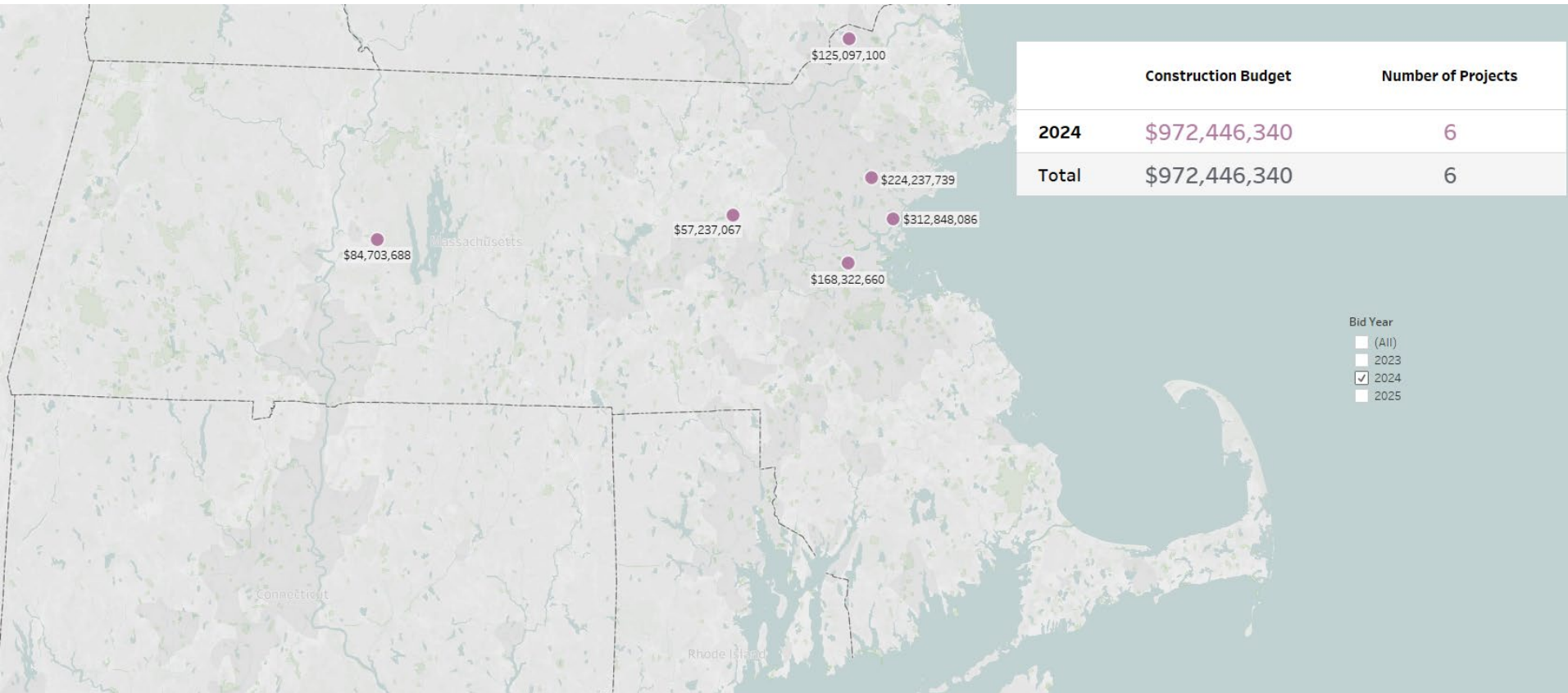


Upcoming MSBA Bids 2023



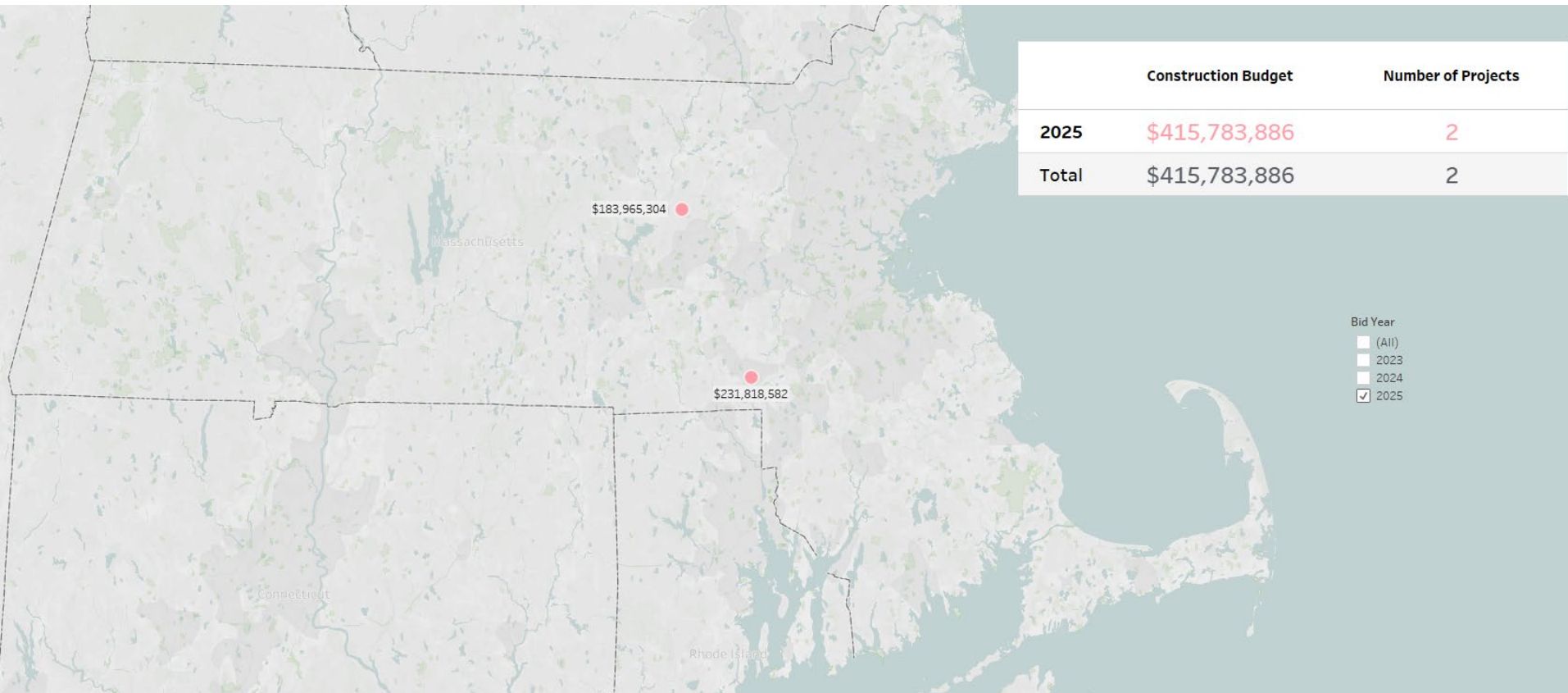


Upcoming MSBA Bids 2024





Upcoming MSBA Bids 2025





Core Program - Anticipated Bids

Anticipated Sub-Bids in April, May, and June:

- April – Hingham (DBB), Watertown (DBB)
- May – Lawrence Leahy (DBB), Norwood (CMR)
- June – None

Anticipated DBB Bids or GMP Executions in April, May, and June:

- April – Boston Carter (CMR)
- May – Hingham (DBB), Watertown (DBB), Lawrence Leahy (DBB)
- June – Groton-Dunstable (CMR), Norwood (CMR)



Core Program – Bid Results 2023

- 19 projects scheduled to receive sub-bids in 2023, 6 have reported DBB bids or CMR executions to date
- 5 reported bids came in above the estimated budget

District	School	Scope	Project Type	Bid Date	Construction Estimate *	Bid Amount *	Variance from Construction Estimate	Reim. Rate	Potential Grant Variance **
Randolph	Elizabeth G Lyons Elementary School	New	DBB	1/25/2023	\$41,576,611	\$42,461,700	\$885,089	80.00%	\$0
Walpole	Bird Middle School	New	CMR	2/14/2023	\$92,874,826	\$92,988,102	\$113,276	52.22%	\$0
Fitchburg	Crocker Elementary School	New	DBB	2/14/2023	\$49,774,500	\$57,872,519	\$8,098,019	80.00%	\$0
Somerset	Somerset Middle School	New	CMR	3/16/2023	\$69,956,365	\$69,900,000	-\$56,365	56.89%	\$32,066
Westfield	Franklin Ave School	New	DBB	3/21/2023	\$50,430,464	\$52,542,787	\$2,112,323	77.00%	\$0
Wellesley	Ernest F. Upham Elementary School	New	CMR	4/13/2023	\$56,399,123	\$57,624,314	\$1,225,191	34.90%	\$0
Total					\$361,011,889	\$373,389,422	\$12,377,533	-	\$32,066

*The construction estimate and bid amount include pre-construction services and alternates.

**These numbers are based on preliminary information received from the district and are subject to further review and calculation.



Core Program – Additional Funding Update

- Projects below have reported additional project funding following Project Scope and Budget approval
- Budget increases will be incorporated into each Project Funding Agreement by bid amendment
- Projects also identified in the Project Variance section of the Project Overview Report and the Capital Planning Data & Information: Cost Data page of the MSBA website

District	School	Scope	Construction Estimate *	Total Project Budget	Maximum Total Facilities Grant	Additional Funding **
Andover	West Elementary School	New	\$119,178,907	\$151,661,968	\$38,442,820	\$16.40 M
Boston	Josiah Quincy Upper School	New	\$147,562,305	\$193,591,467	\$54,075,966	\$30.30 M
Fitchburg	Crocker Elementary School	New	\$49,774,500	\$65,032,984	\$42,145,758	\$11.60 M
Groton-Dunstable	Florence Roche School	New	\$61,741,339	\$78,650,734	\$26,503,001	\$9.50 M
Lawrence	Oliver Partnership School	Add/Reno	\$105,160,310	\$132,300,000	\$61,647,551	\$15.50 M
Lowell	Lowell High School	Add/Reno	\$271,244,856	\$343,399,220	\$215,992,406	\$38.50 M
Nauset	Nauset Regional High School	Add/Reno	\$104,708,165	\$131,825,665	\$36,676,476	\$38.10 M

*The construction estimate includes pre-construction services and alternates.

**These numbers are based on preliminary information received from the district and are subject to further review and calculation.



Core Program – Additional Funding Update

- Projects below have reported additional project funding following Project Scope and Budget approval
- Budget increases will be incorporated into each Project Funding Agreement by bid amendment
- Projects also identified in the Project Variance section of the Project Overview Report and the Capital Planning Data & Information: Cost Data page of the MSBA website

District	School	Scope	Construction Estimate *	Total Project Budget	Maximum Total Facilities Grant	Additional Funding **
Peabody	William A. Welch Sr. Elementary School	Add/Reno	\$23,444,912	\$29,973,821	\$17,628,004	\$3.50 M
Randolph	Elizabeth G. Lyons Elementary School	New	41,576,611	\$50,384,511	\$27,558,249	\$0.99 M
Stoneham	Stoneham High School	New	\$153,677,188	\$189,593,594	\$48,968,062	\$24.99 M
Swampscott	Hadley Elementary School	New	\$77,937,159	\$98,316,523	\$32,572,001	\$2.91 M
Wellesley	Ernest F. Upham Elementary School	New	\$56,399,123	\$72,500,000	\$13,508,529	\$0.35 M
Westwood	Paul R. Hanlon Elementary School	New	\$70,380,680	\$87,820,386	\$18,235,725	\$2.00 M
Worcester	Doherty Memorial High School	New	\$239,610,676	\$293,384,178	\$135,241,024	\$24.67 M

*The construction estimate includes pre-construction services and alternates.

**These numbers are based on preliminary information received from the district and are subject to further review and calculation.



Finance Update

- **Sales Tax Collections Update**
- Grant Payments Update
- FY 2023 Budget Update
- Audit Services - *Vote*



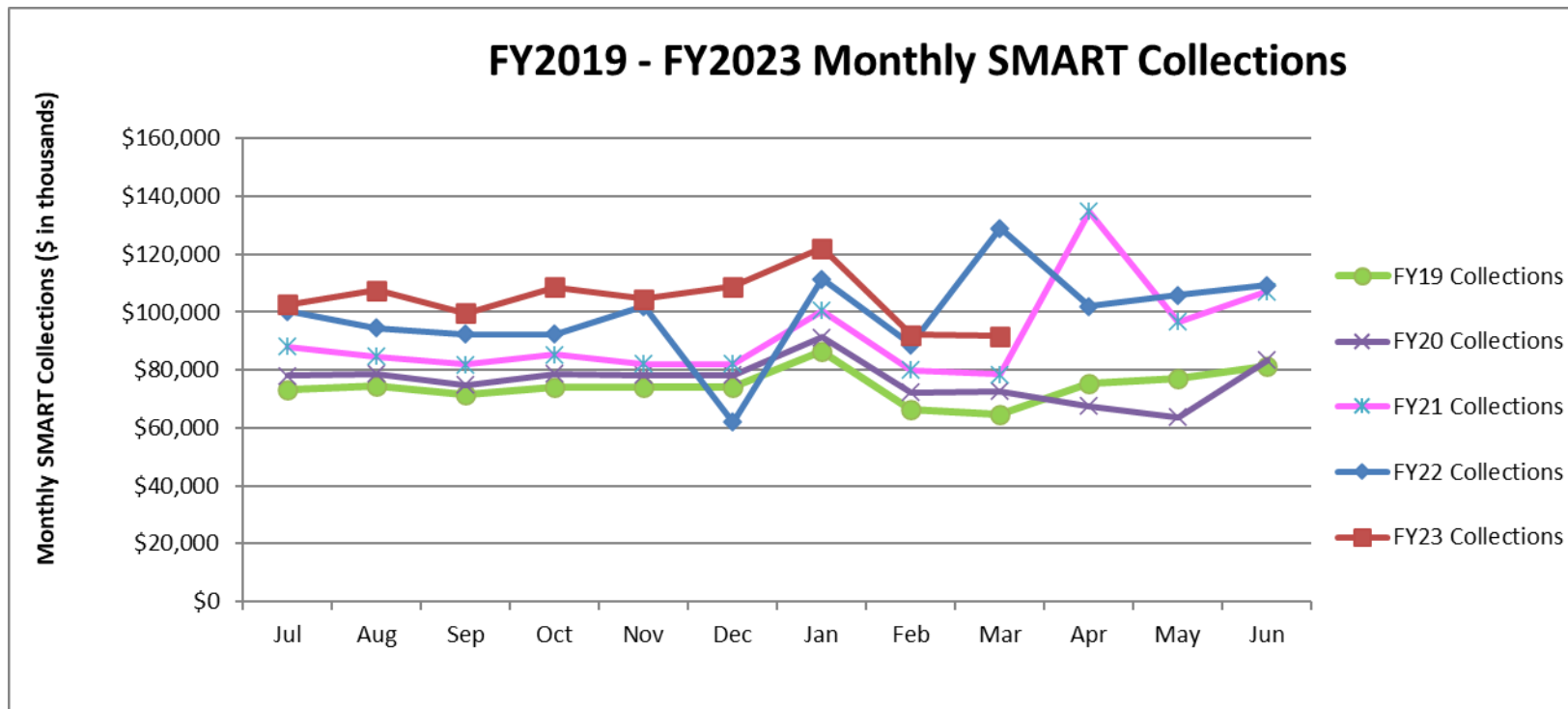
SMART Collections Update

	Jul	Aug	Sep	Oct	Nov	Dec	Jan	Feb	Mar	Apr	May	Jun	YTD
FY22 Receipts	\$ 100,316	\$ 94,496	\$ 92,282	\$ 92,365	\$ 102,050	\$ 61,929	\$ 111,428	\$ 88,825	\$ 128,888	\$ 101,940	\$ 105,788	\$ 109,367	\$ 1,189,674
\$ Change vs. FY21	\$ 12,208	\$ 9,789	\$ 10,413	\$ 7,073	\$ 20,072	\$ (20,110)	\$ 10,850	\$ 8,832	\$ 50,446	\$ (32,756)	\$ 9,235	\$ 2,140	\$ 88,192
% Change vs. FY21	13.86%	11.56%	12.72%	8.29%	24.48%	-24.51%	10.79%	11.04%	64.31%	-24.32%	9.57%	2.00%	8.01%
FY23 Receipts	\$ 102,528	\$ 107,609	\$ 99,629	\$ 108,557	\$ 104,474	\$ 108,859	\$ 122,161	\$ 92,118	\$ 91,671				\$ 937,605
\$ Change vs. FY22	\$ 2,212	\$ 13,113	\$ 7,347	\$ 16,192	\$ 2,424	\$ 46,930	\$ 10,733	\$ 3,293	\$ (37,217)				\$ 65,026
% Change vs. FY22	2.21%	13.88%	7.96%	17.53%	2.38%	75.78%	9.63%	3.71%	-28.88%				7.45%

- FY 23 collections through March are \$65 million (7.45%) higher than the same period of FY 22

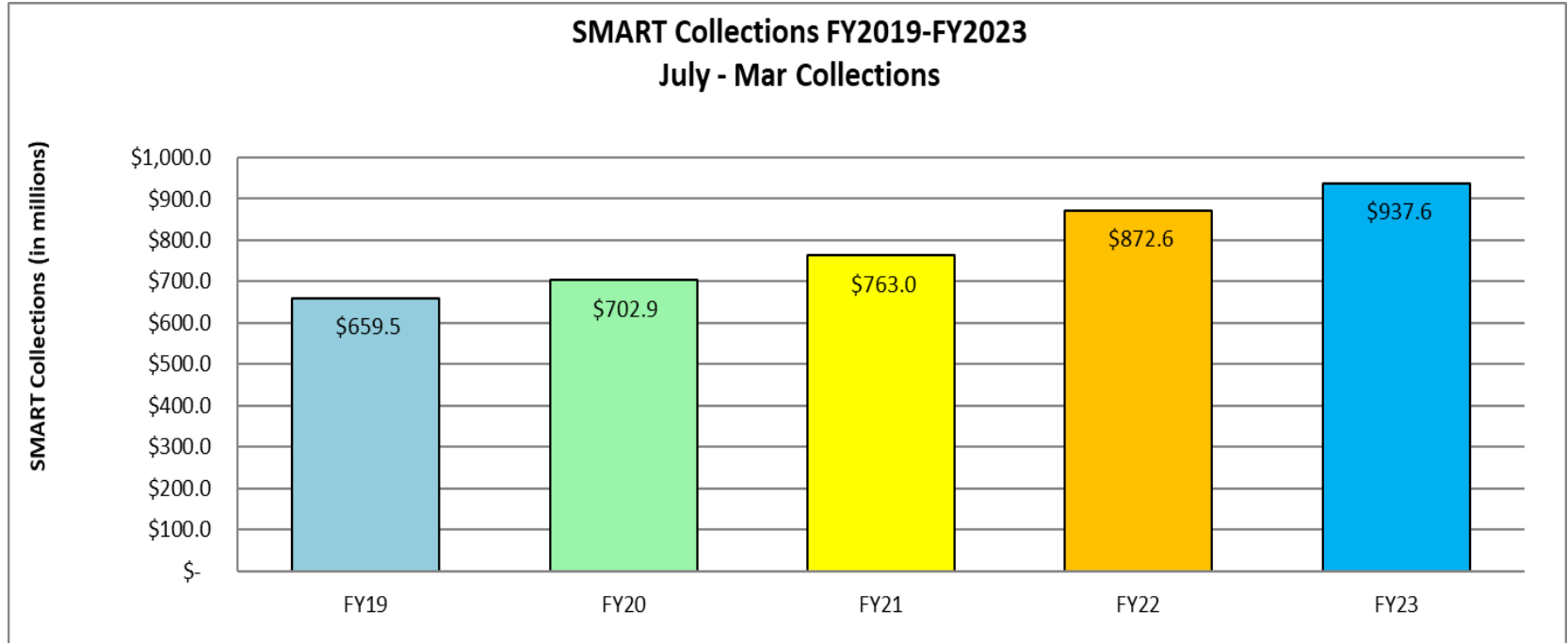


SMART Collections Update



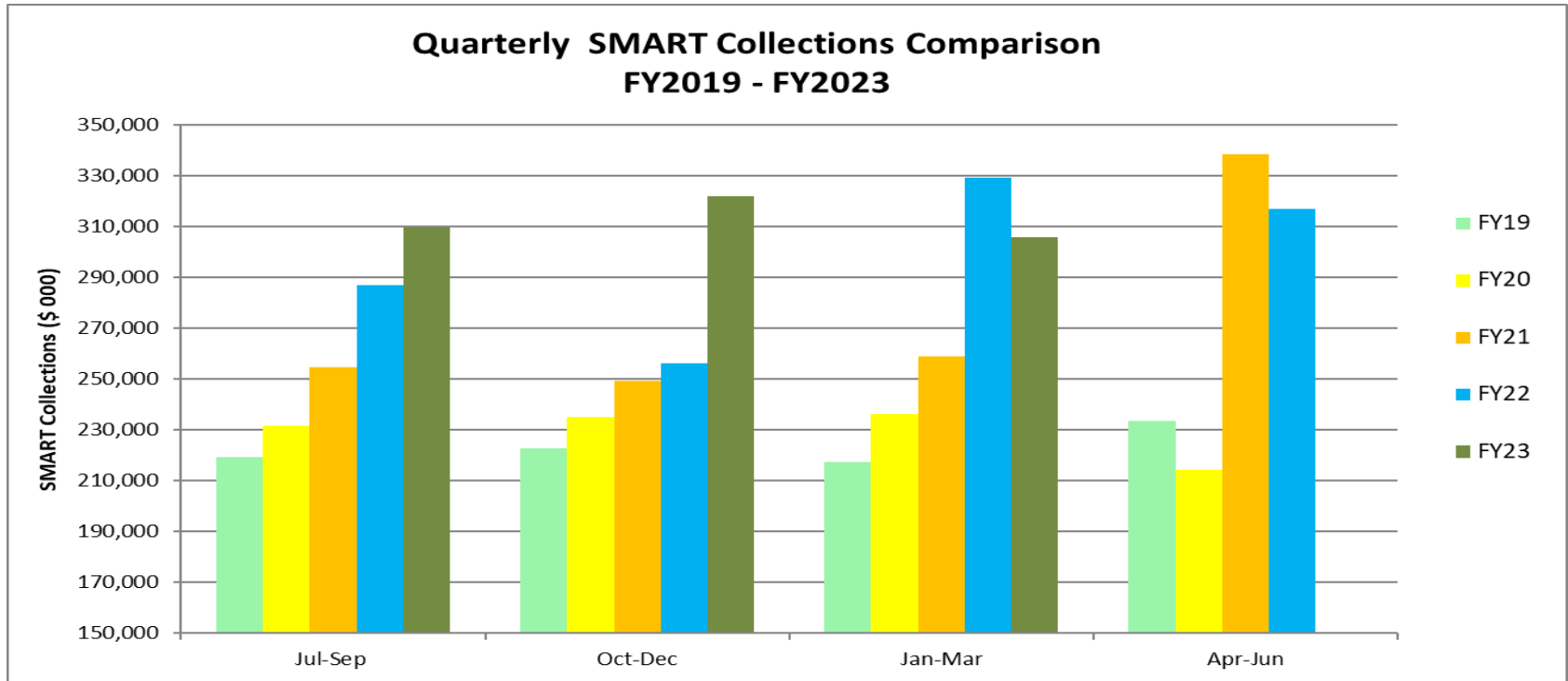


SMART Collections Update





SMART Collections Update





Finance Update

- Sales Tax Collections Update
- **Grant Payments Update**
- FY 2023 Budget Update
- Audit Services - *Vote*

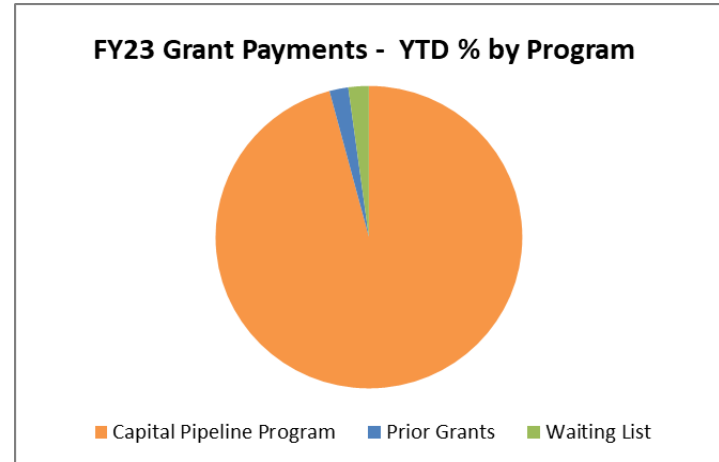
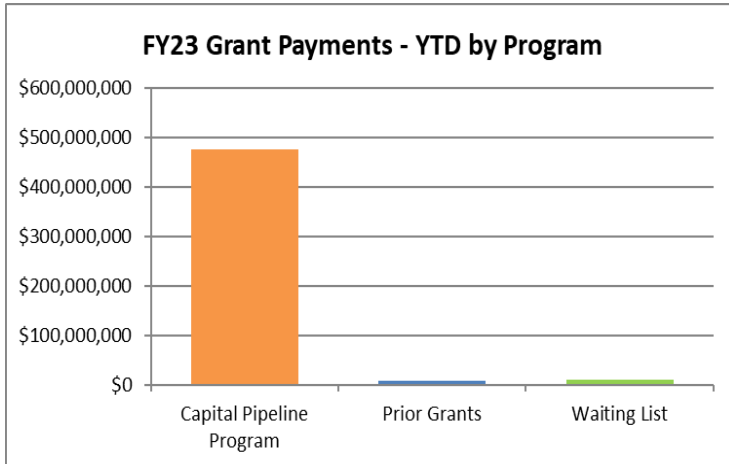


Grant Payments | FY2023 YTD Update

FY23 YTD Grant Payments Summary*

Program	Grant Payments	YTD % by Program	# Projects	# Districts
Capital Pipeline Program	\$ 476,424,833	96%	120	92
Prior Grants	\$ 7,349,282	2%	9	9
Waiting List	\$ 10,728,597	2%	17	13
Total	\$ 494,502,712	100%	146	108

*Reflects grant payment data as of Mar. 31, 2023.



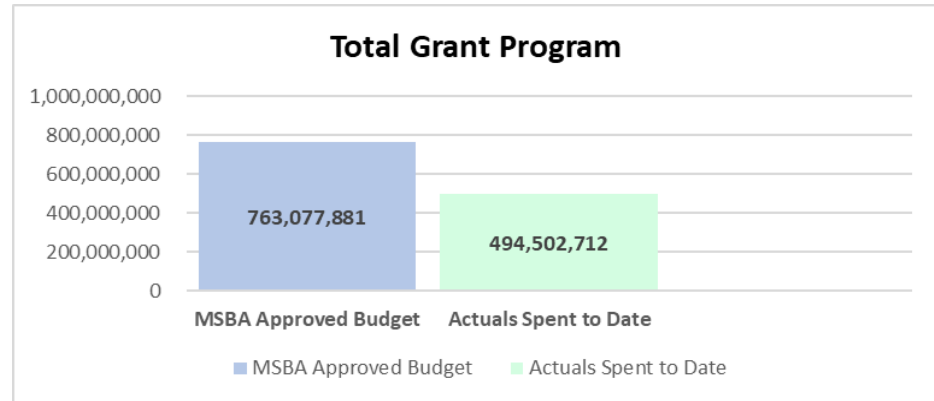
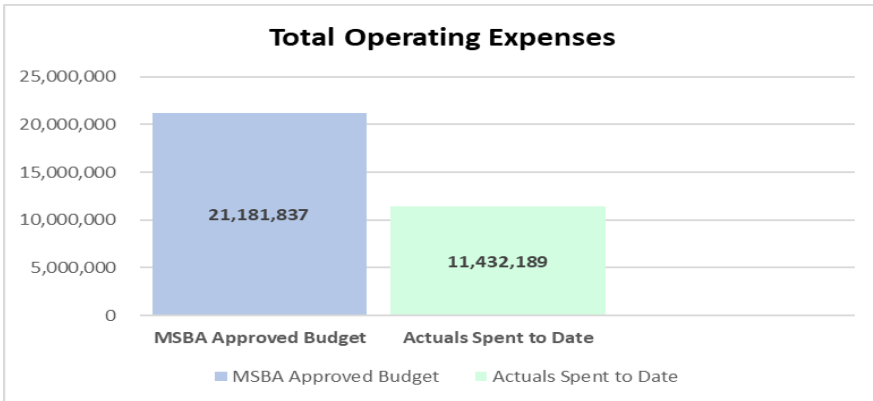
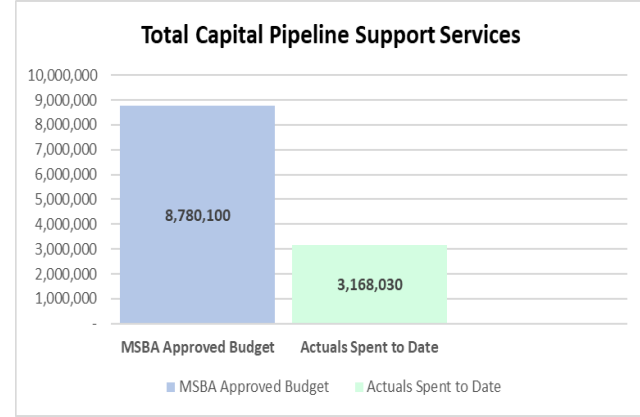
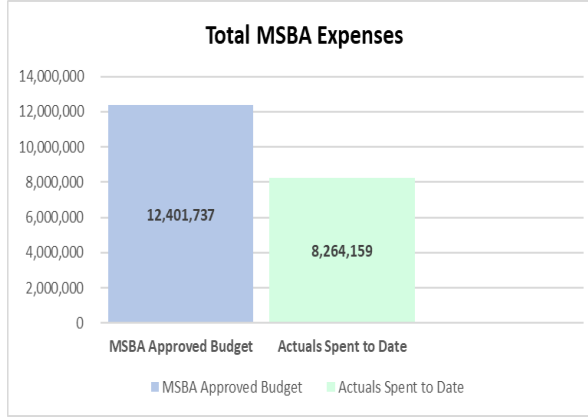
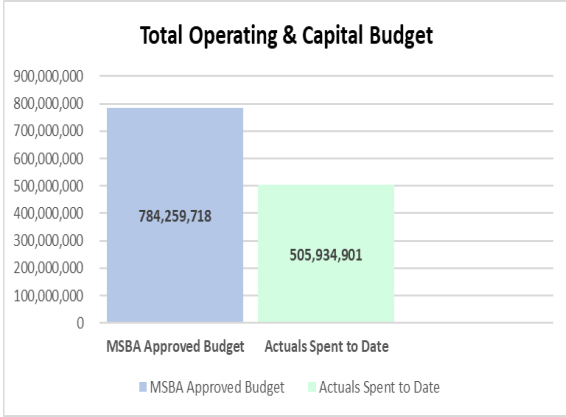


Finance Update

- Sales Tax Collections Update
- Grant Payments Update
- **FY 2023 Budget Update**
- Audit Services - *Vote*

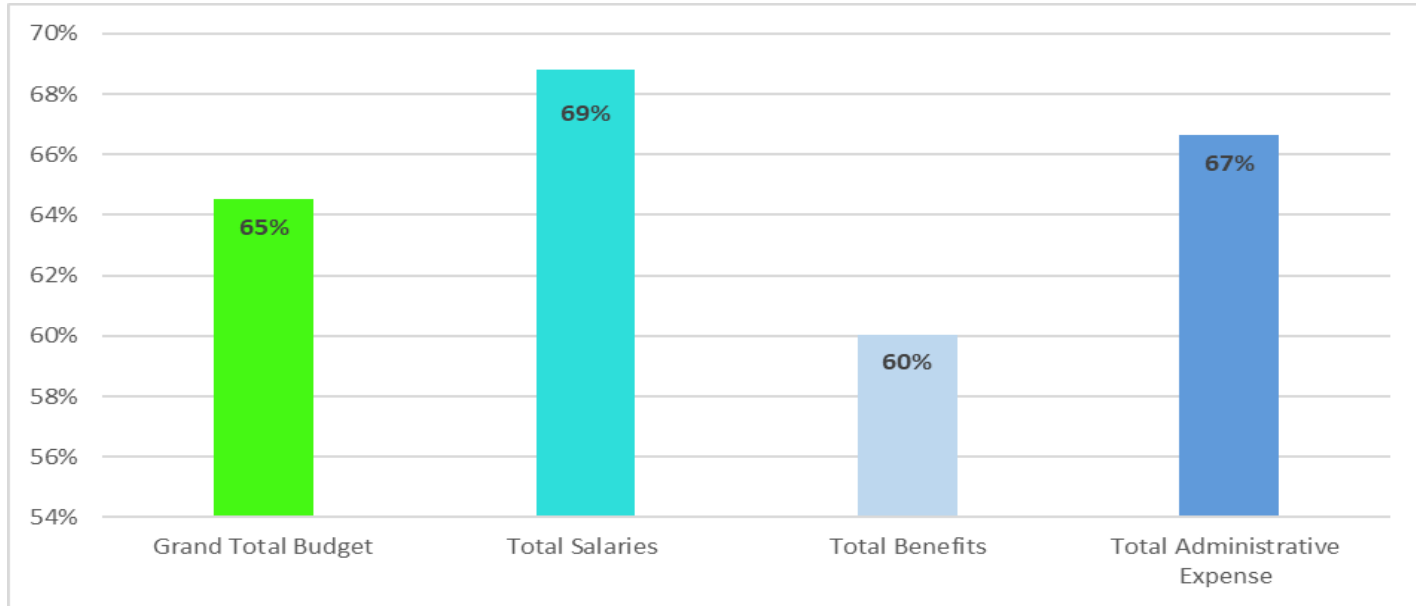


Fiscal Year 2023 Budget vs Actuals





Fiscal Year 2023 Spending to date





Finance Update

- Sales Tax Collections Update
- Grant Payments Update
- FY 2023 Budget Update
- **Audit Services - Vote**



Audit Services - *Vote*

MSBA issued an RFR for external audit services on January 17, 2023

- Received 2 responses; Berry Dunn and RSM (incumbent)
- Evaluation/scoring criteria included:
 - Supplier Diversity Program
 - Invest in Massachusetts
 - Audit Work Plan
 - Qualifications of Firm and Personnel
 - Proposed Overall Approach
- 4 MSBA staff members comprised the evaluation committee and selected RSM
- Term: 3 years with 2 one-year options to renew at MSBA's discretion (same terms and conditions)
- Value of the contract may exceed \$250K during term; MSBA's By-laws requires vote of the Board to authorize