

Massachusetts School Building Authority

Deborah B. Goldberg
Chairman, State Treasurer

Maureen G. Valente
Chief Executive Officer

John K. McCarthy
Executive Director, Deputy CEO



Joint Contractor & OPM Roundtable

Massachusetts School Building Authority

Deborah B. Goldberg
Chairman, State Treasurer

Maureen G. Valente
Chief Executive Officer

John K. McCarthy
Executive Director, Deputy CEO



Construction Delivery Methodologies

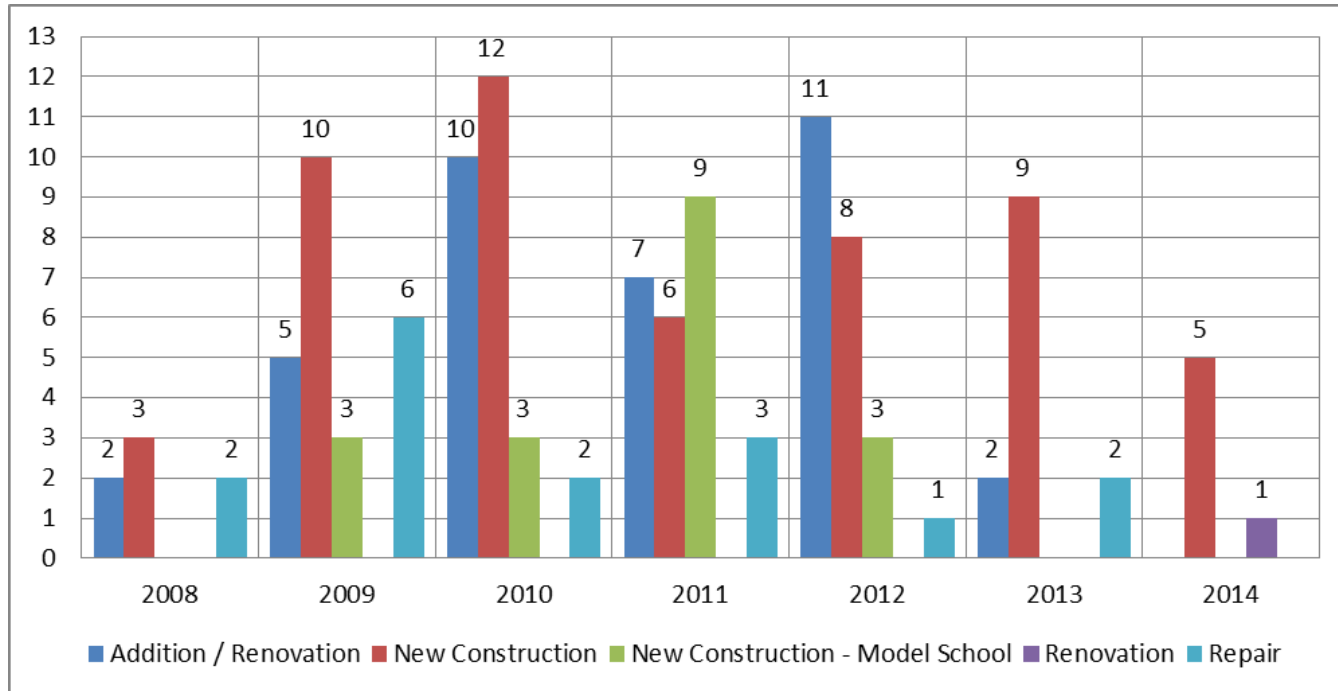
Summary Level Information and Comparative Data

Michael McGurl, MSBA



Construction Methodology Summary Data

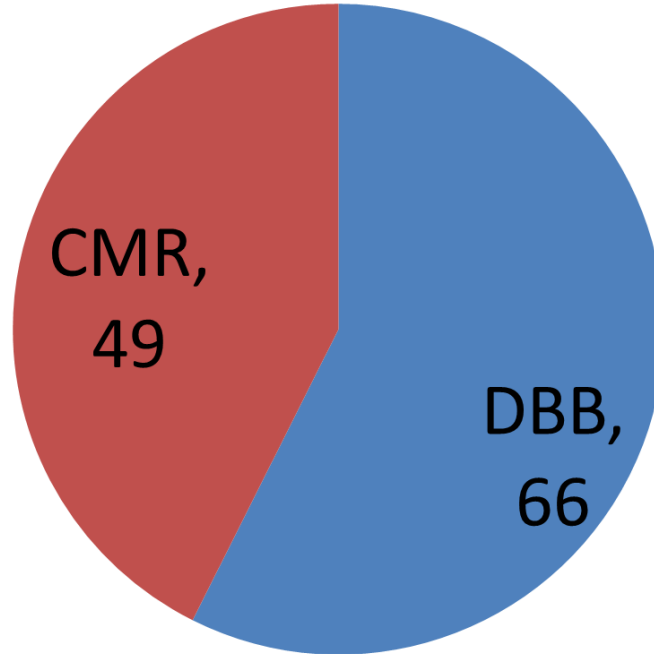
- 125 projects authorized for PFAs by year between April 2008 and July 2014





Construction Methodology Summary Data

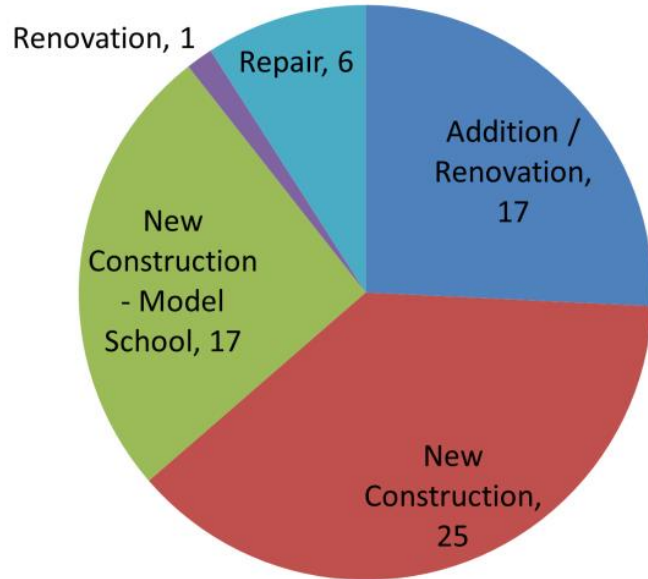
- 115 of the 125 projects are CMR-eligible (estimated construction > \$5M)



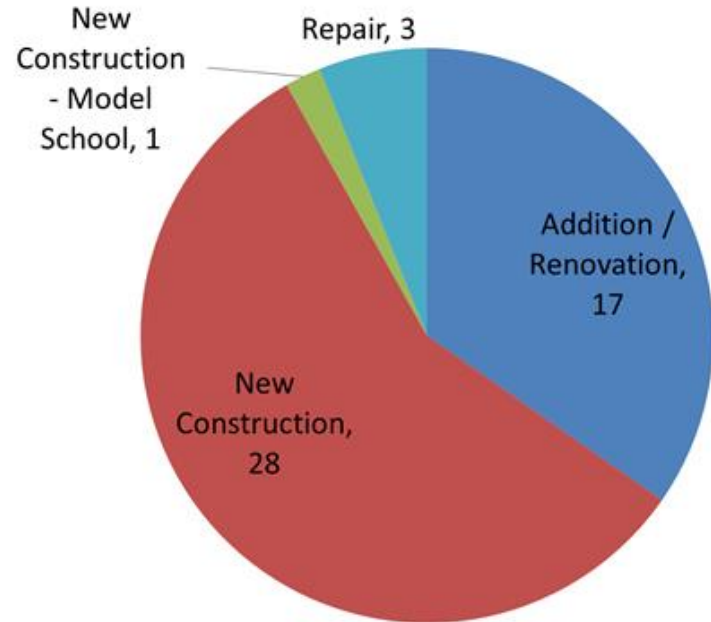


Construction Methodology Summary Data

- 115 of the 125 projects are CMR-eligible (estimated construction > \$5M)



66 DBB

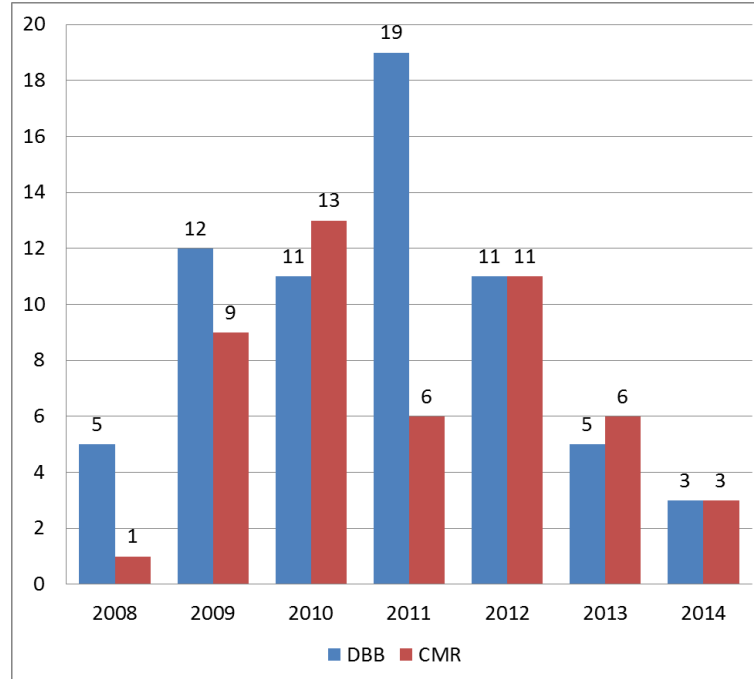


49 CMR



Construction Methodology Summary Data

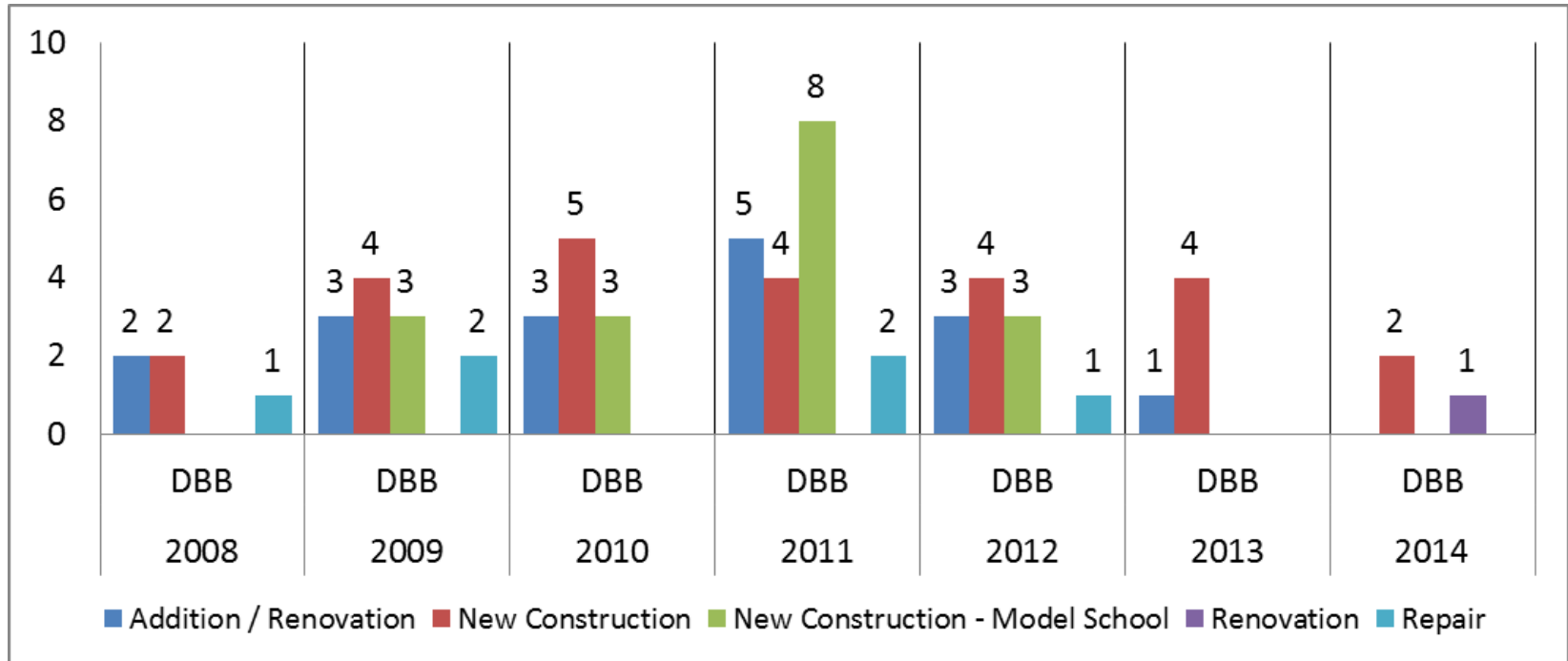
- 115 projects authorized for PFAs between April 2008 and July 2014





Construction Methodology Summary Data

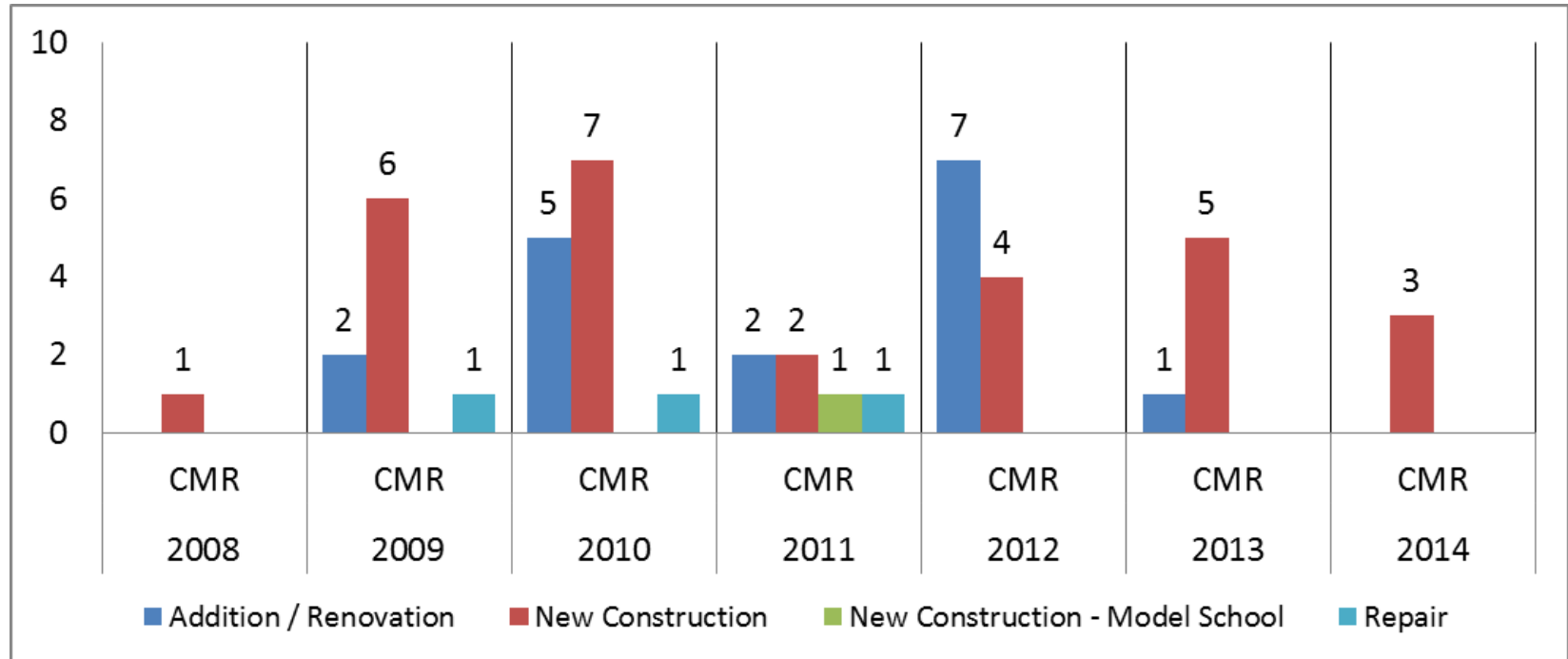
- 66 DBB projects authorized for PFAs between April 2008 and July 2014





Construction Methodology Summary Data

- 49 CMR projects authorized for PFAs between April 2008 and July 2014





Construction Methodology Summary Data

- DBB and CMR Contractor participation in the 115 projects

	Design-Bid-Build	Construction Manager at Risk
Total Projects	66	49
Awarded Contractors	19	13
Contractors with Two or More Projects	10 (53% of projects)	8 (62% of projects)
Projects Awarded to Two Most Active Contractors	32 (48% of projects)	23 (47% of projects)



Construction Methodology Summary Data

- Additional observations from the DBB Contractor participation
 - Of the 19 contractors, 15 performed on three or fewer projects.
 - The most projects awarded to one contractor in a given year between 2008 and 2014 are 6 in 2013.
 - The pool of DBB projects continued to grow with at least one new contractor each year.

- Additional observations from the CMR Contractor participation
 - Of the 13 contractors, 9 performed on three or fewer projects.
 - The most projects awarded to one contractor in a given year between 2010 and 2015 are 5 in 2011.
 - Prior to 2015, the pool of CMR projects continued to grow with at least one new contractor each year.



Construction Methodology Summary Data

- Bid data reported for 64 of the 66 DBB projects

Bids Received (Year)	Total Projects	Qualified Contractors	Bids Submitted
2008	1	9	6
2009	6	9.3	5.8
2010	12	8.7	6.2
2011	10	7.4	5.8
2012	13	7.8	5.5
2013	13	6.8	4.2
2014	6	5.8	3.5
2015	3	3.7	3.0



Construction Methodology Summary Data

- Bid data reported for 47 of the 49 CMR projects

GMP Executed (Year)	Total Projects	RFQ - Information Requests	RFQ Responses	Qualified Contractors	RFP Responses
2010	7	11.7	9.6	5.6	5.1
2011	12	11.7	8.8	5.2	4.6
2012	7	8.1	6.7	5.3	4.3
2013	11	6.8	6.5	5.2	4.1
2014	5	7.0	7.0	5.6	5.2
2015	5	6.6	6.6	4.8	4.0



Construction Methodology Summary Data

- Core Program and its Projects
 - 66 DBB projects and 49 CMR projects in data set were CMR-eligible
 - 71 New Construction or Model School projects
 - 64% of DBB projects and 59% of CMR projects
 - 34 Addition/Renovation projects
 - 26% of DBB projects and 35% of CMR projects



Construction Methodology Summary Data

- Utilization Rates
 - Districts now use CMR at the same or greater rate as DBB
 - 66 DBB projects were awarded to 19 contractors while 49 CMR projects were awarded to 13 contractors
 - DBB Methodology has seen a decline per project in the average number of contractors qualifying to bid as well as submitting bids
 - CMR Methodology has seen a steady level of qualified contractors through RFQ responses and submitted proposals

Massachusetts School Building Authority

Deborah B. Goldberg
Chairman, State Treasurer

Maureen G. Valente
Chief Executive Officer

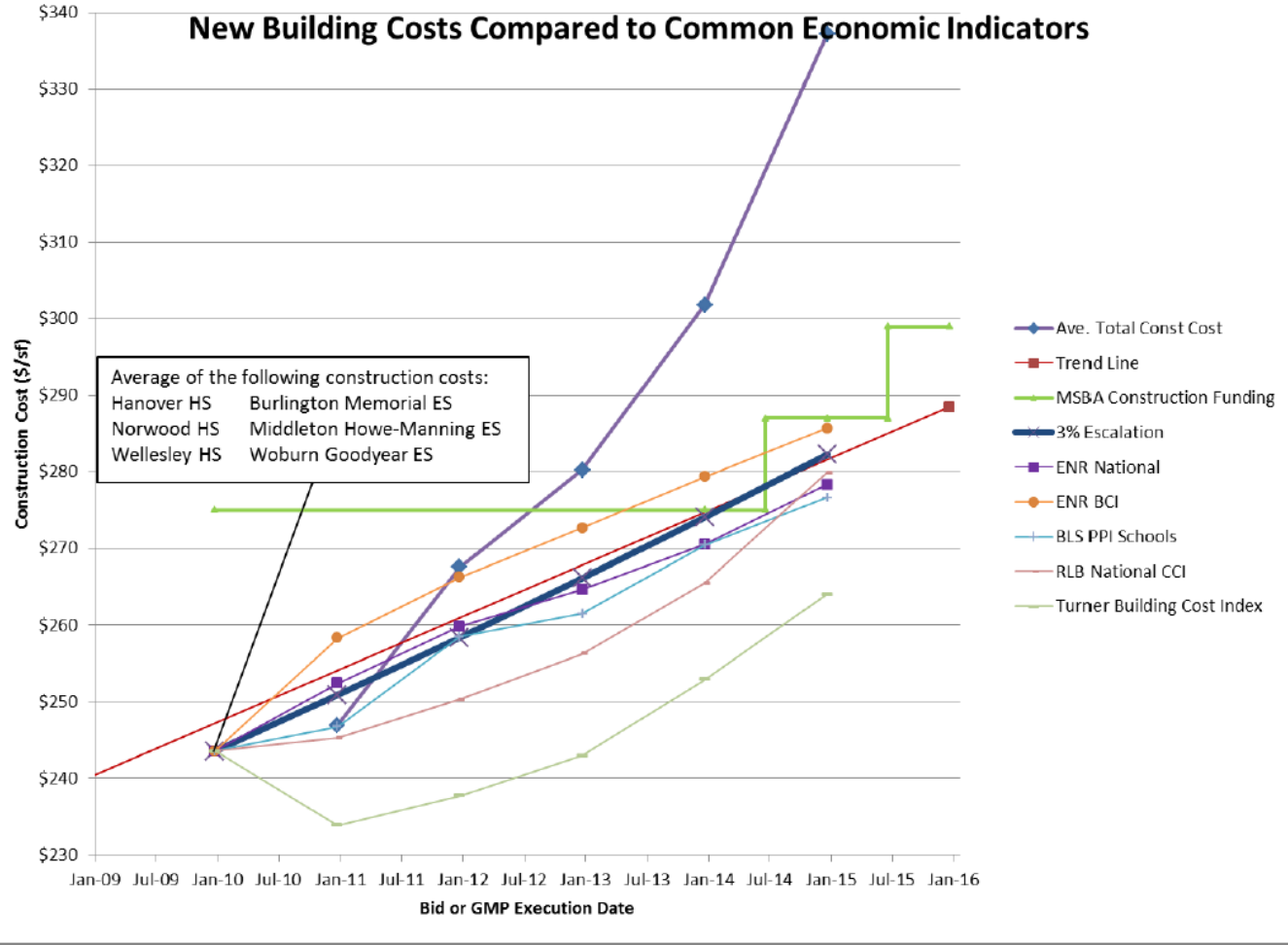
John K. McCarthy
Executive Director, Deputy CEO



School Building Construction Cost

John Jumpe, MSBA

New Building Costs Compared to Common Economic Indicators





Upcoming Roundtables

Contractor – September 14th

OPM – October 20th

Contact:

Christy.Murray@MassSchoolBuildings.org

Mercy.Muyia@MassSchoolBuildings.org